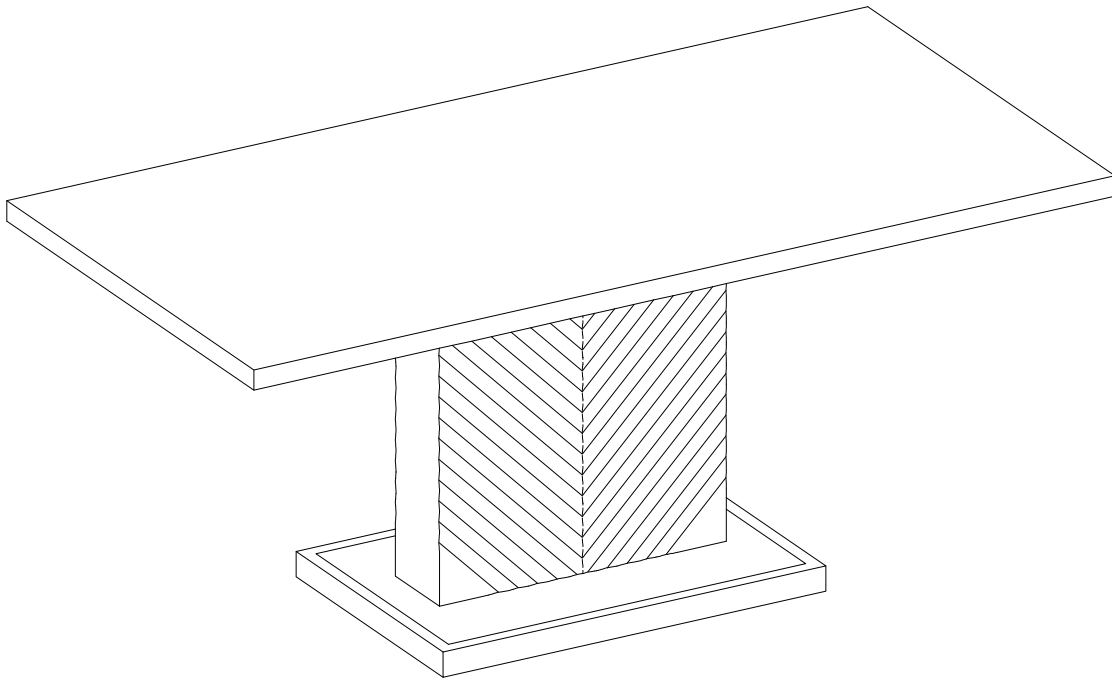


ASSEMBLY INSTRUCTION FOR ACME FURNITURE

MODEL#DN01258-1/DN01258-2/DN01261-1/DN01261-2

Thank you for purchasing the quality product. Be sure to check all packing material carefully for small parts which may have come loose inside the carton during shipment. Separate, identify and count all parts and metal hardware. Compare with all parts list to be sure all parts are present. If any part(s) are missing or damaged, please contact your local furniture dealer. For efficient and speedy service, please indicate the model number and code letter of part(s) needed.

*****Do not fully tighten screws until fully assembled*****

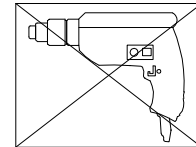


Attention:

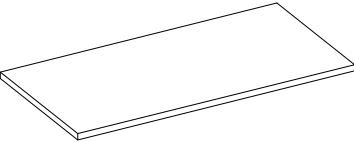
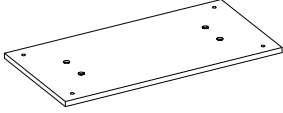
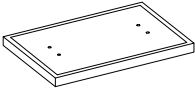
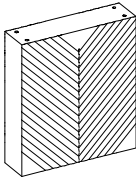
*****Some number parts listed on the instruction sheet may not be in parts bag as they may already be assembled. Carefully check parts and packing materials prior to ordering replacements.**

General Assembly Guidelines

- I. Ensure that all parts and hardware are available before beginning assembly.
- II. Follow each step carefully to ensure the proper assembly of this product.
- III. Two people are recommended for ease in the assembly of this product.
- IV. The three main types of hardware used to assemble this product are: wood dowels, screws and bolts.
- V. Power tools should not be used to assemble this product.



COMPONENT PARTS




DESCRIPTION	PART NAME	QTY(PCS)	DESCRIPTION	PART NAME	QTY(PCS)
1	 Table Top	1	3	 Support Panel	1
2	 Table Base	1	4	 Table Pedestal	1

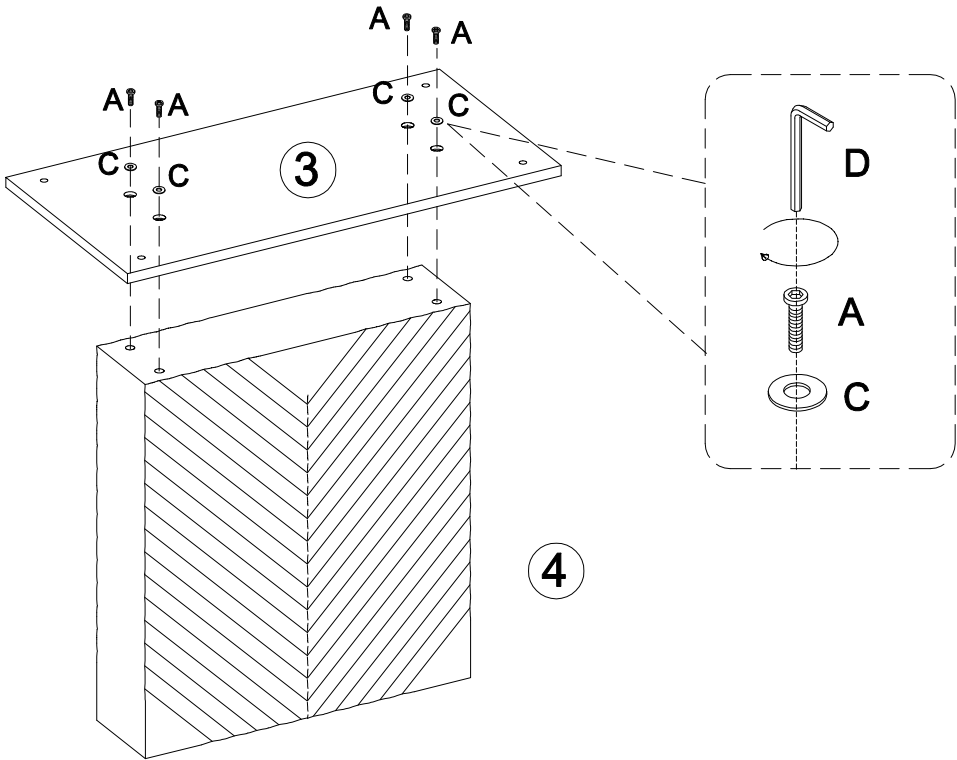
Hardware List

A		M8x35mm	Bolt	8	pcs
B		M8x60mm	Bolt	4	pcs
C		M8mm	Washer	12	pcs
D		5mm	Allen Key	1	pcs
E			Non-Slip Felt	5	pcs




*The hardware quantities listed above are required for proper assembly.
Some extra hardware may also have been included.*

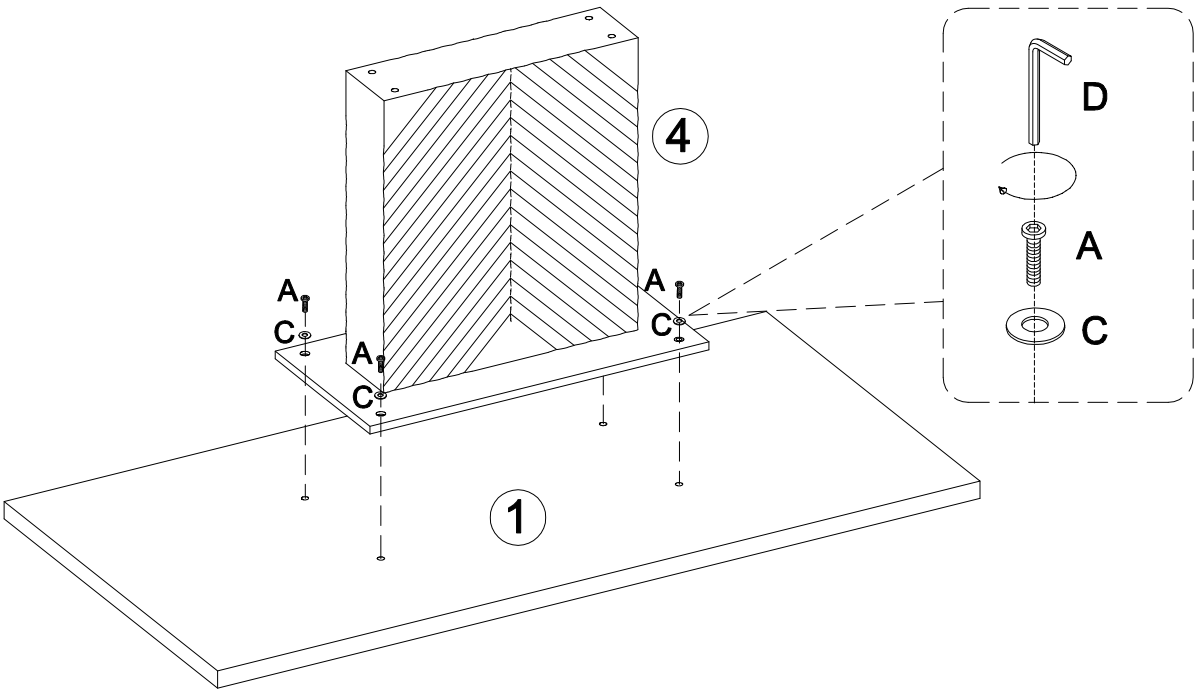
Step 1

A x 4	C x 4	D x 1
		
M8x35mm	M8xmm	5mm






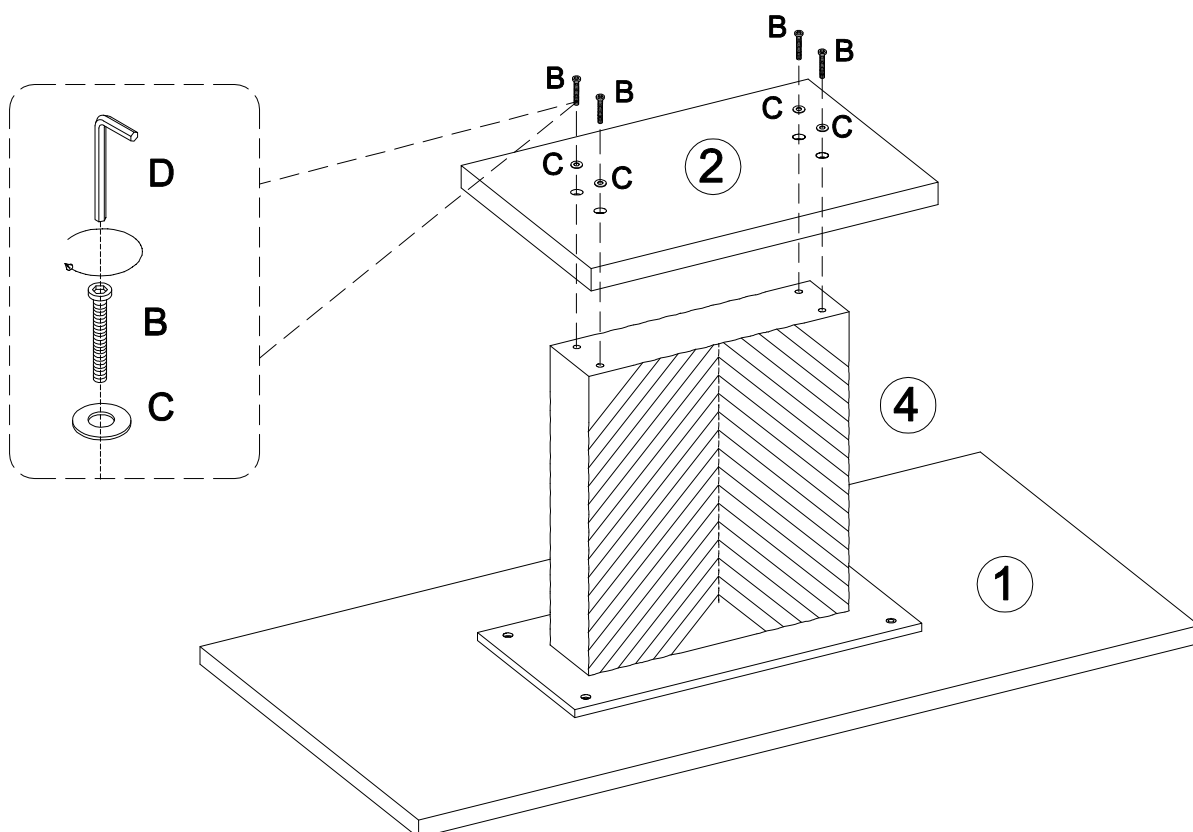
Step 2

A x 4	C x 4	D x 1
		
M8x35mm	M8xmm	5mm




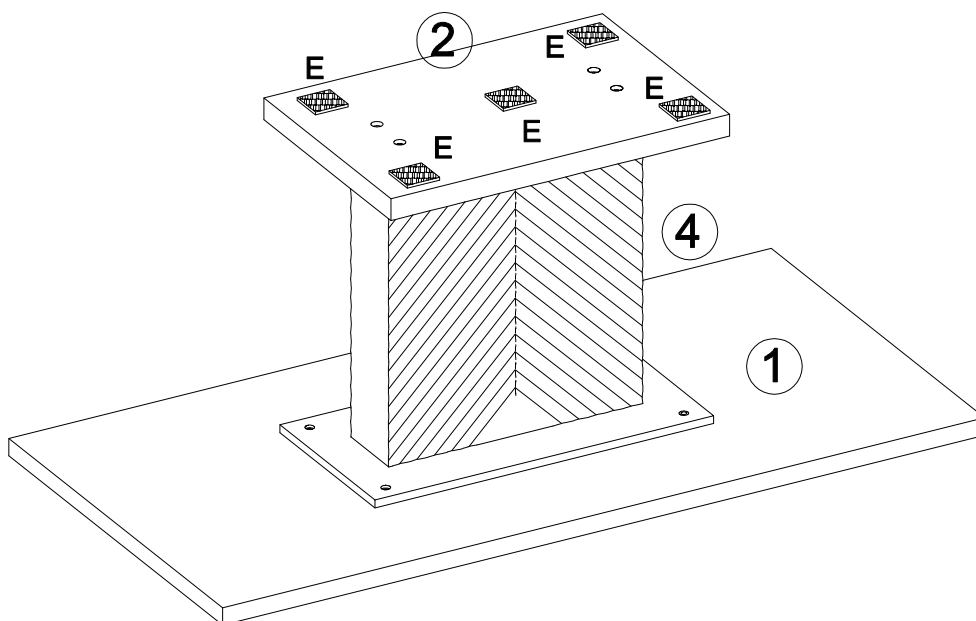
Step 3

B x 4	C x 4	D x 1
		
M8x60mm	M8xmm	5mm



Step 4

E x 5




Step 5

