








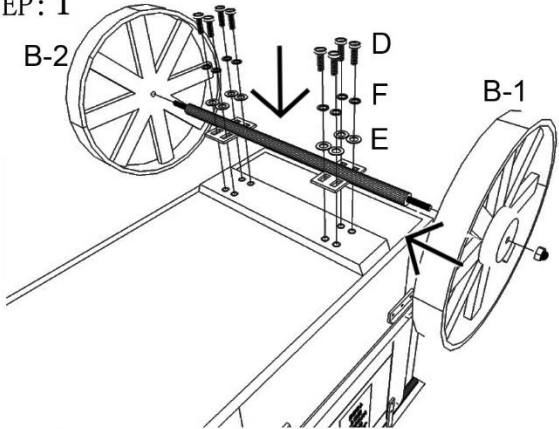


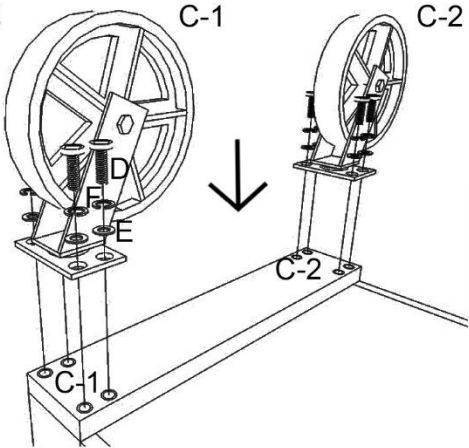
Thank you for purchasing this quality product. Be sure to check all packing material carefully for small parts that may have come loose inside the carton during shipment. (Note: Loosely thread all screws/bolts first. Once the item is assembled then completely tighten.)

PARTS LIST:				HARDWARE LIST:				
N0	Description	Sketch	Quantity	N0	Sketch	Description	Size	Quantity
A	Top		1	D		Bolt	Ø 0.23" X 1"	16 + 1 Extra
				E		Washer	Ø 0.39 X 0.75"	16 + 1 Extra
B	BIG WHEEL		2	F		Lock washer	Ø 0.39 X 0.50"	16 + 1 Extra
				G		Allen Wrench	0.2"	1
C	SMALL WHEEL		2	H		WHEEL AXIS		1
				I		DOME NUT	0.5"	2

STEP: 1



STEP: 2



FINAL IMAGE

