



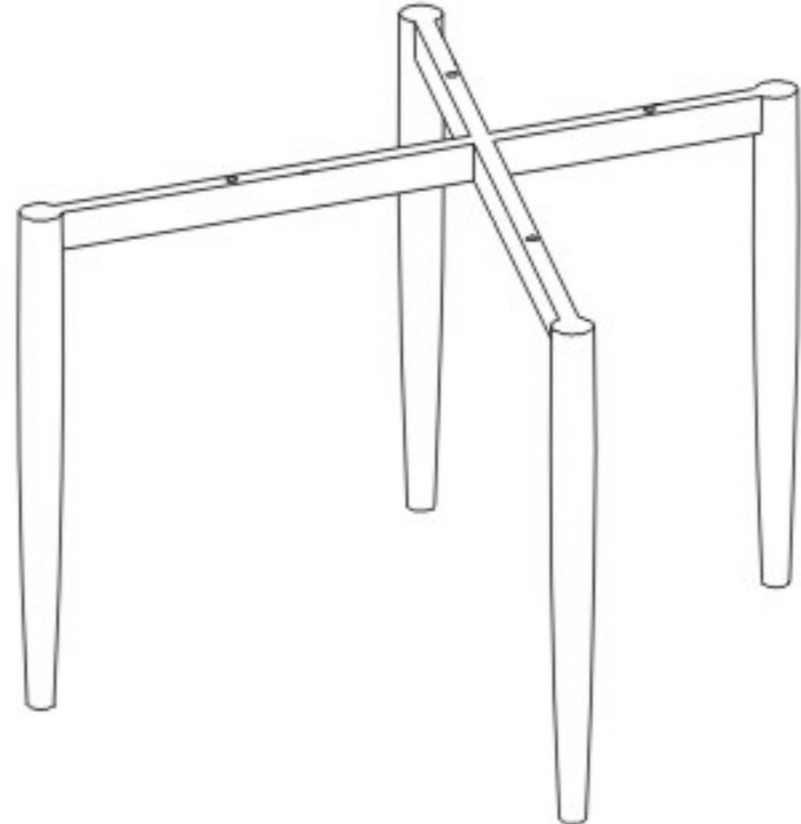
TÖV
FURNITURE

Assembly Instructions




Orion Chair



Parts List

Label	Picture	Description	QTY
A		Seat	1
B		Leg	1

Hardware

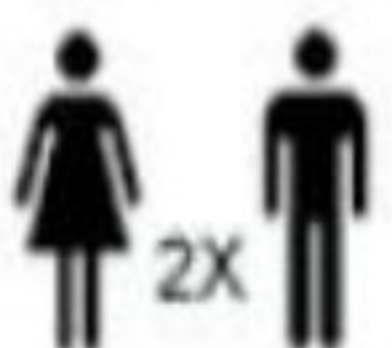
Label	Picture	Description	QTY
C		Metal Gasket	4
D		Screw	4
E		Wrench	1

Assembly Preparation

Before Beginning Assembly:



- Read instructions, cover to cover-



- Have 2 adults on hand for assembly-



- Do not assemble on flooring or carpet-



- Assemble on a clean non-marring surface (packing foam)-



- Save all packaging until finished-

Assembly Steps

Step 1

