

Assembly Instructions U3789

Foot assembly: Feet are needed to properly support the frame and distribute weight evenly. The frame's feet can be found inside the zipper compartment located on the underside of each sofa, loveseat, chair and ottoman.





Installation of feet:

Remove the feet from the zipper compartment. Locate the threaded inserts on the underside of the frames marked for feet placement.

Open the hardware package, and use the allen key to tight the bolt and iron flat washer to completely install the foot into the threaded inserts of the frame. The sofa's center leg is screwed to the threaded inserts.

To provide even support, five feet are required for sofa, four feet are required for each loveseat, chair, ottoman and oval cocktail ottoman.

Once all feet have been installed, assembly is complete.

HARDWARE			
	DESCRIPTION		Q' TY
A	 PLASTIC FLAT		only 1 for sofa
B	 BOLT		12
C	 IRON FLAT		12
D	 ALLEN KEY		1