


ASSEMBLY INSTRUCTION

Item#: 5291-75900 Three-Drawer Four-Door Buffet

** Please make sure you have all parts indicated below prior to assembly.

NO.	HARDWARE LIST		Q'TY
A		SHELF PIN	4

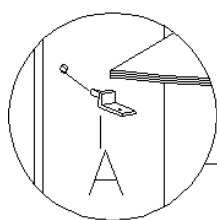
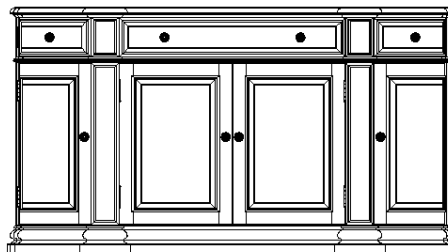


Diagram 2

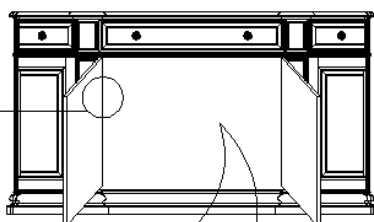


Diagram 1

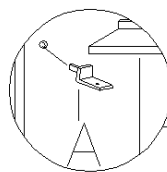


Diagram 2

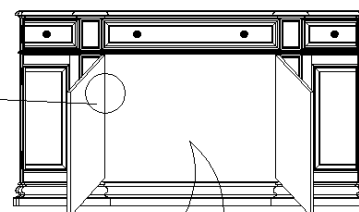


Diagram 3

Assembly steps:

1. Take out adjustable shelf from inner box carefully. (see diagram 1)
2. Insert shelf pins (A) into holes of partition where you desire to locate (See diagram2).
Place adjustable shelf with either side you want on the shelf pins (see diagram 1 & diagram 3)

Cleaning Instruction: Clean finished parts with a damp cloth using a mild dishwashing liquid and water solution.
Polish the finish with soft cloth and an industry recognized furniture polish.