



Serif®

Drop-in Bathroom Sink
K-2075-1

Features

- Single faucet hole.
- Oval basin.
- Overflow drain.
- Coordinates with other products in the Serif collection.

Material

- Vitreous china.

Installation

- Drop-in.

Recommended Products/Accessories

K-8998 P-Trap

K-23726 Drain treatment

K-23725 Cast iron cleaner



ADA

CSA B651

OBC

Codes/Standards

ASME A112.19.2/CSA B45.1

ADA

ICC/ANSI A117.1

CSA B651








OBC

KOHLER® One-Year Limited Warranty

See website for detailed warranty information.

Available Colors/Finishes

Color tiles intended for reference only.

Color	Code	Description
	0	White
	96	Biscuit
	47	Almond
	NY	Dune
	95	Ice™ Grey
	G9	Sandbar
	7	Black Black™

1-800-4KOHLER (1-800-456-4537)

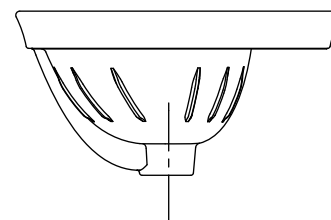
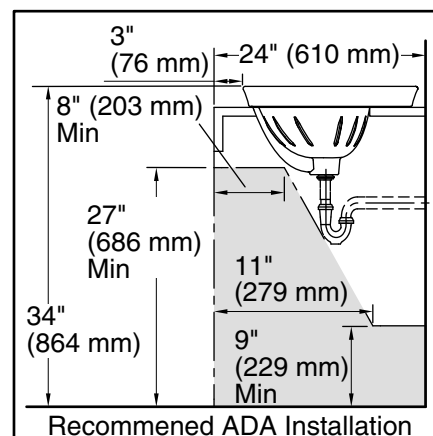
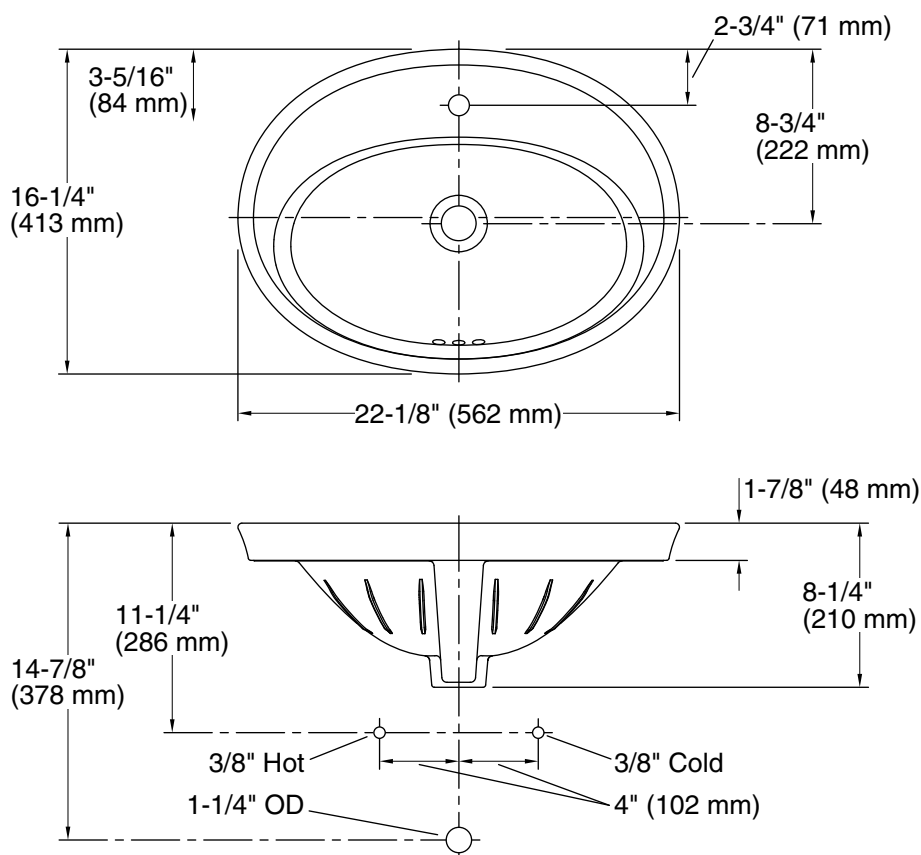
Kohler Co. reserves the right to make revisions without notice to product specifications.

For the most current Specification Sheet, go to www.kohler.com.

2-10-2020 09:13 - US/CA

THE BOLD LOOK
OF **KOHLER®**

Drop-in Bathroom Sink K-2075-1



Technical Information

All product dimensions are nominal.

Bowl configuration: Single

Installation: Drop-in

Bowl area (Only): Length: 16-7/8" (429 mm)
Width: 10-1/8" (257 mm)
Water depth: 4-7/8" (124 mm)

Number of deck holes: 1

Faucet hole(s): 1-3/8" (35 mm)

Drain hole: 1-3/4" (44 mm)

Template: 1014189-7, required, included

Notes

Install this product according to the installation instructions.

NOTICE: Countertop manufacturer or cutter must use the cut-out template provided with the product, or a current one provided by Kohler Co. (call 1-800-4-KOHLER). Kohler Co. is not responsible for cutout errors when the incorrect cut-out template is used.

ADA, OBC, CSA B651 compliant when installed to the specific requirements of these regulations.