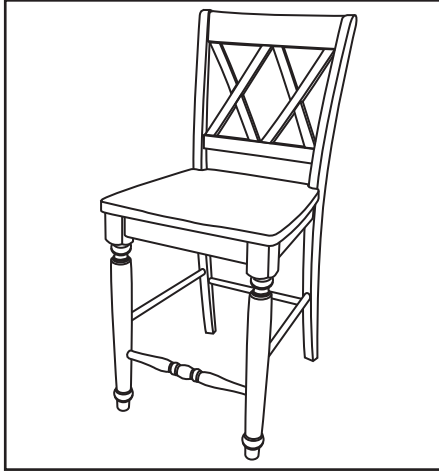




ITEM # 541/641/841-B300024

DESCRIPTION DOUBLE X BACK COUNTER HEIGHT CHAIR

Thank you for purchasing this quality product. Be sure to check all packing material carefully for small parts which may have come loose inside the carton during shipment. Identify and count all parts and compare with the parts List Below :



### HARDWARE LIST

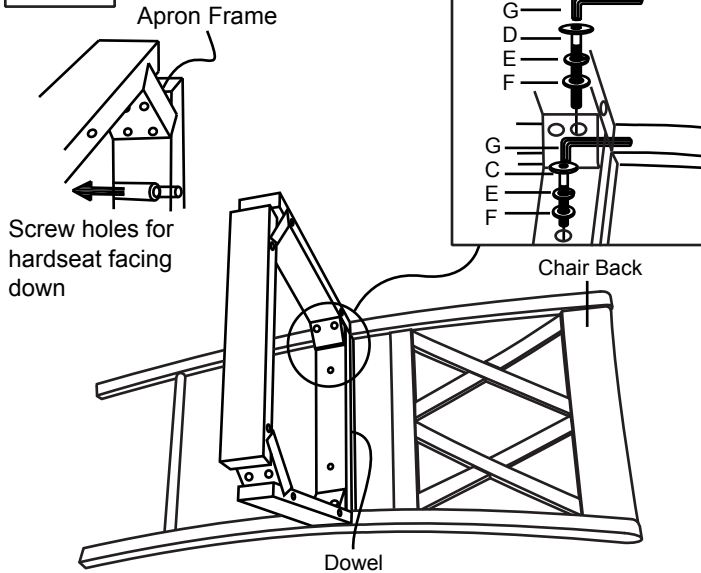
NO.	SKETCH	HARDWARE	Q'TY
A		Wood Screw	6 pcs
B		Pan Head Screw	6 pcs
C		JCBC Bolt (Short)	2 pcs
D		JCBC Bolt (Long)	8 pcs
E		Lock Washer	10 pcs
F		Flat Washer	10 pcs
G		Allen Key	1 pc
H		Glue	1 pc

### PARTS LIST

SKETCH	DESCRIPTION	Q'TY
	Chair Back	1 pc
	Hardseat	1 pc
	Seat Frame	1 pc
	Front Leg (Left / Right)	2 pcs
	Front Stretcher	1 pc
	Side Stretcher	2 pcs

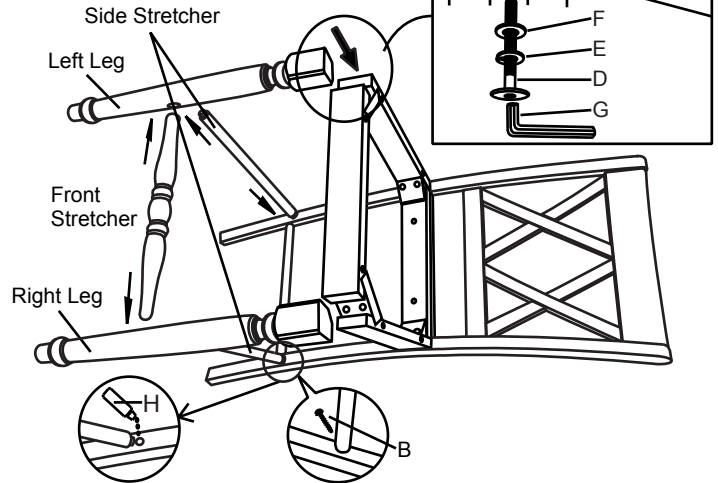
### ASSEMBLY STEP

#### STEP 1



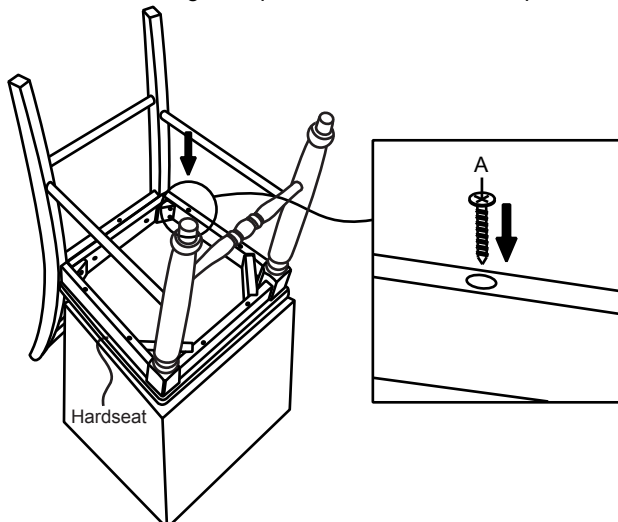
#### STEP 2

Apply Glue and insert stretchers with screw holes facing down



#### STEP 3

Flip chair upside down and secure the hardseat with the Wood Screw through the pre-drilled holes on the apron frame.



#### STEP 4

Turn the chair upright. Check its balance and tighten all screws and bolts to complete the assembly.

