







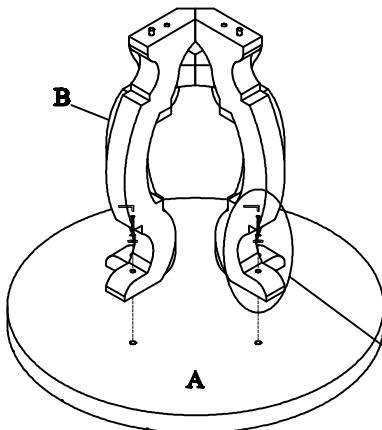


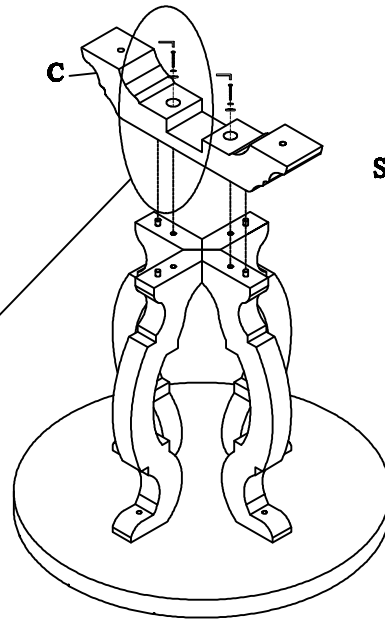
Thank you for purchasing this quality product. Be sure to check all packing material carefully for small parts that may have come loose inside the carton during shipment.(Note:Loosely thread all screws/bolts first. Once the item is assembled then completely tighten.)

TOOLS REQUIRED				HARDWARE LIST:				
PARTS LIST:				No.	Sketch	Description	Size	Quantity
No.	Description	Sketch	Quantity	No.	Sketch	Description	Size	Quantity
A	Panel		1	E		Bolt	ø1/4" * 2"	8
B	Legs		4	F		Flat Washer	ø1/4" * 3/4"	8
C	Pedestal 1		1	G		Lock Washer	ø1/4"	8
D	Pedestal 2		1	H		Allen Wrench	M4	1

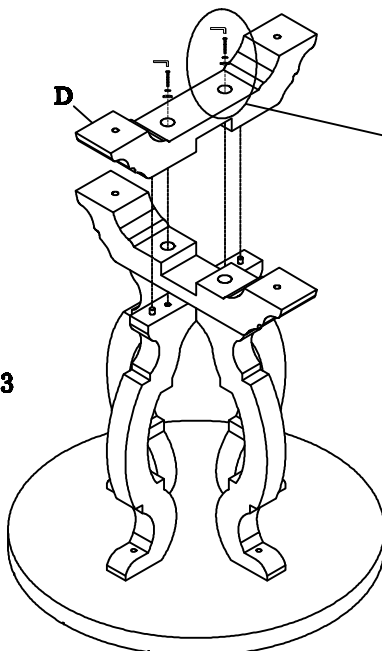
STEP 1



STEP 2



STEP 3



STEP 4

