


carolina living

Beautiful Modern Designs

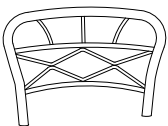

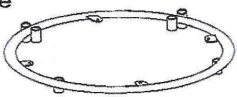



Assembly Instructions






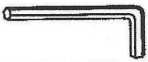
Item # VBWC3417CH/VBWC3417G

DIANA X-BACK VANITY BENCH W/CASTERS



Thank you for purchasing a Carolina Living company product. This product has been designed for easy assembly and is constructed for durability. Please take the time to read and follow the assembly instructions carefully. If a part or hardware is missing or you have any difficulties in assembling this product, please contact us Toll Free 1-800-228-3876.

A	Stool Back 	x 1
B	Seat Cushion 	x 1
C	Seat Frame 	x 1
D	Legs 	x 4
E	Support Ring 	x 1
F	Castors 	x 4

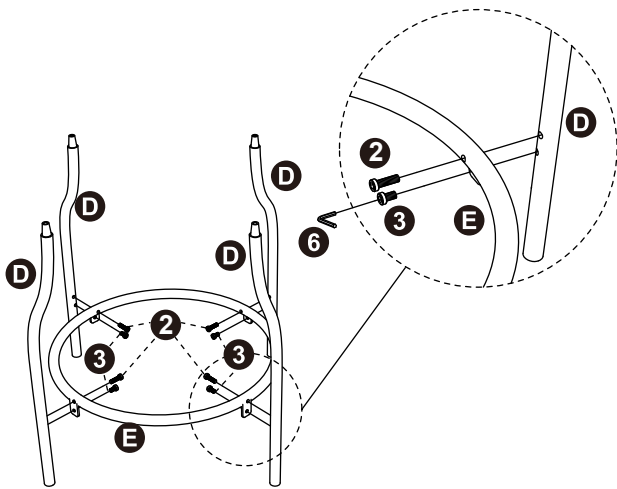
①	1/4"x25mm Sunk Bolts 	6
②	1/4"x18mm Allen Bolts 	8
③	1/4"x15mm Allen Bolts 	4
④	Φ 6.5mm Spring Washers 	4
⑤	Φ6.5x1.5xΦ16 Flat Washers 	4
⑥	Allen Wrench 	1

carolina living

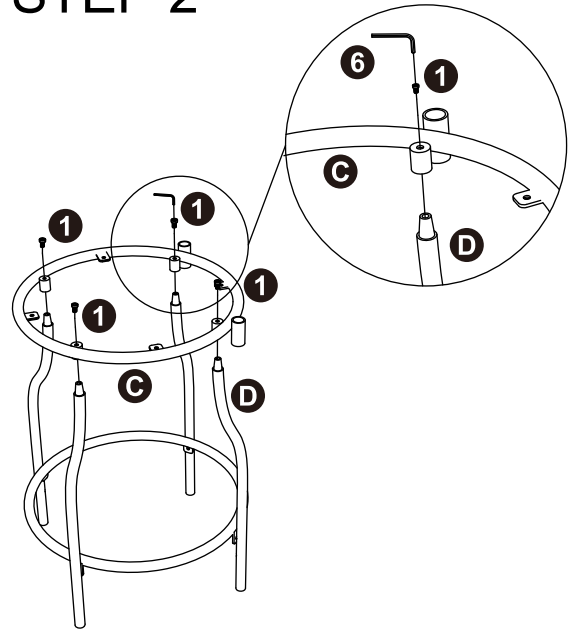
Beautiful Modern Designs

Assembly Instructions
Item # VBWC3417CH/VBWC3417G

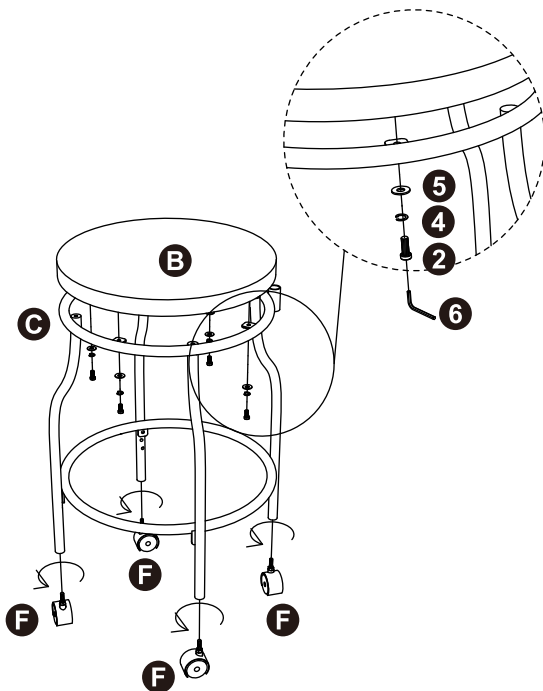
STEP 1



STEP 2



STEP 3



STEP 4

