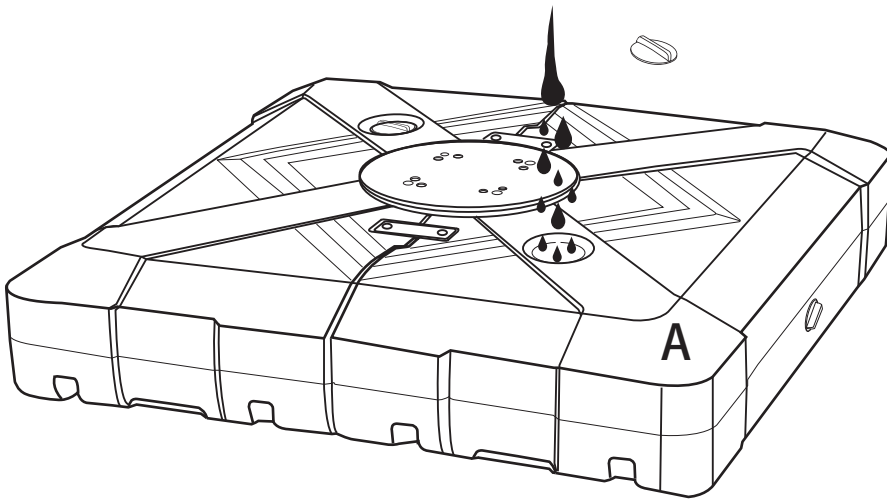


ASSEMBLY


PARTS REQUIRED

1

Fill in water or sand



A



1PC

Prepare following parts to assemble your umbrella to the weights, parts are not include in the package.

2

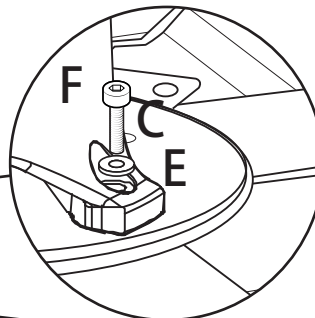
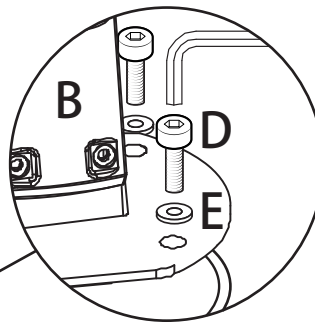
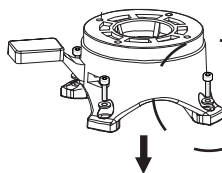
Step 3



Step 2



Step 1



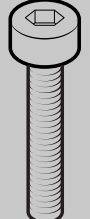
B



1PC

C

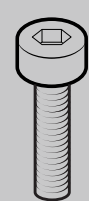
M8X25mm



4PCS

D

M8X18mm



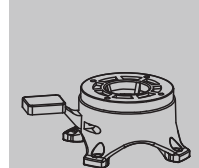
4PCS

E



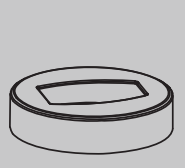
8PCS

F



1PC

G



1PC

These parts required are included in the umbrella's packaging box.