


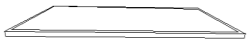
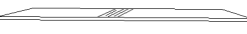

Care and Maintenance

Dust with a soft, dry cloth. Do not use abrasive cleaner. To clean mirror, spray a small amount of glass cleaner onto a lint-free cloth and wipe mirror clean.

Notice

- * Please make sure that you have all parts indicated before you begin assembly of this item
- * This item should be assembled on a soft surface to prevent scratching the finish during assembly
- * This item may require periodic tightening

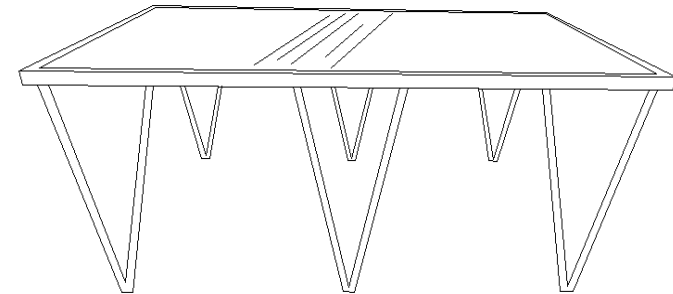
Part List and Hardware List

Piece	Description	Picture	Quantity
A	Leg		6X
B	Top fram		1X
C	Top glass		1X
D	Screws		24X(M6x10mm)

 **SAFAVIEH**
FURNITURE

Model # FOX2586A

Product Dimensions: 48"W X 27"D X 18.25"H

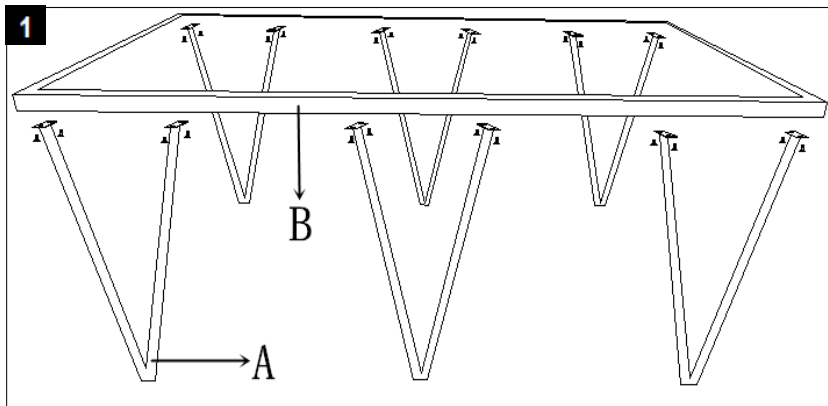


Preparation

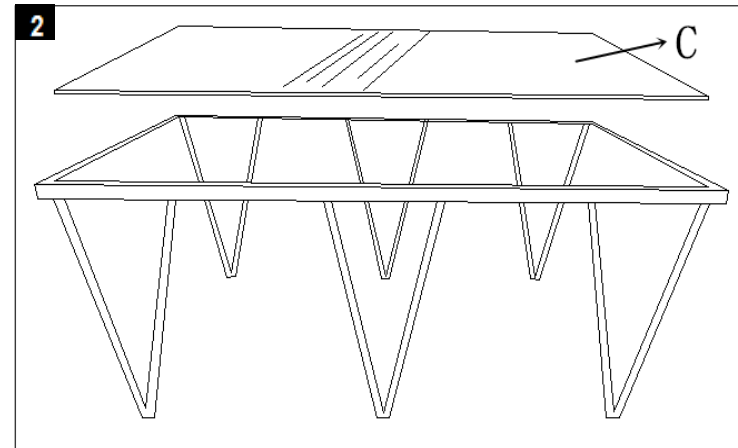
Before beginning assembly of product, make sure all parts are present. Compare parts with package contents list and hardware contents list. If any part is missing or damaged, do not attempt to assemble the product.

Estimated Assembly Time: 10 minutes.

Tools Required for Assembly (included):NO



Step 1
Assemble the Leg (A) Top fram (B)
together using 24screws(D).



Step 2
Carefully place the Top glass (C) .