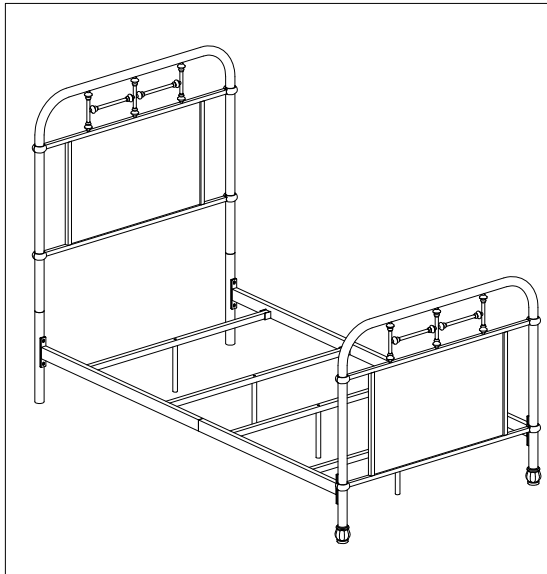










ITEM # 179-BR11HFR-B/G/O/R/W/BL

DESCRIPTION Tw in Metal Bed-Black/Green/Orange/Red/White/Blue










Thank you for purchasing this quality product. Be sure to check all packing material carefully for small parts which may have come loose inside the carton during shipment. Identify and count all parts and compare with the parts list below:



HARDWARE LIST

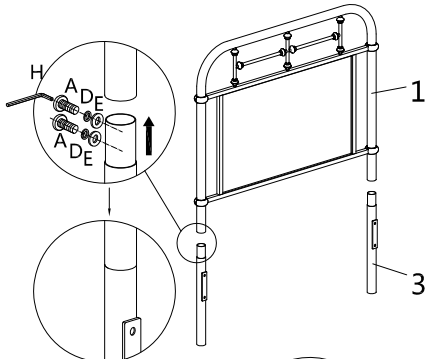
NO.	SKETCH	HARDWARE	Q'TY
A		Ø1/4"x3/4" BOLT	18PCS
B		Ø5/16"x1" BOLT	8PCS
C		Ø1/4"x1-1/2" BOLT	4PCS
D		SMALL SPRING WASHER	18PCS
E		SMALL FLAT WASHER	18PCS
F		BIG SPRING WASHER	8PCS
G		BIG FLAT WASHER	8PCS
H		ALLEN KEY 4MM	1PC

PARTS LIST (IF NEEDED)

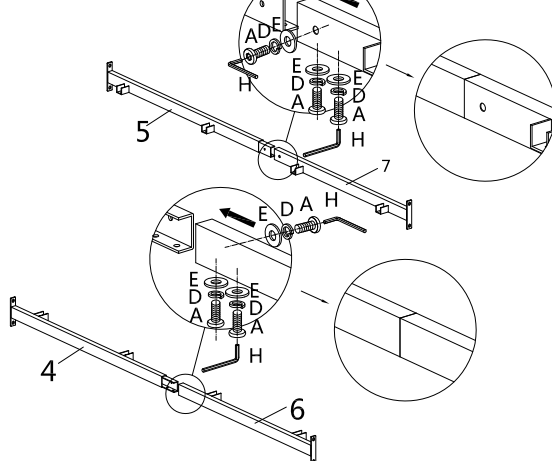
1		Headboard	1PC	6		Side Rail	1PC
2		Footboard	1PC	7		Side Rail	1PC
3		K/D Leg	2PCS	8		Support Leg	4PCS
4		Side Rail	1PC	9		Slat	4PCS
5		Side Rail	1PC				

ASSEMBLY STEP

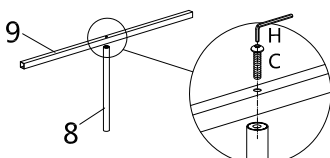
STEP 1:



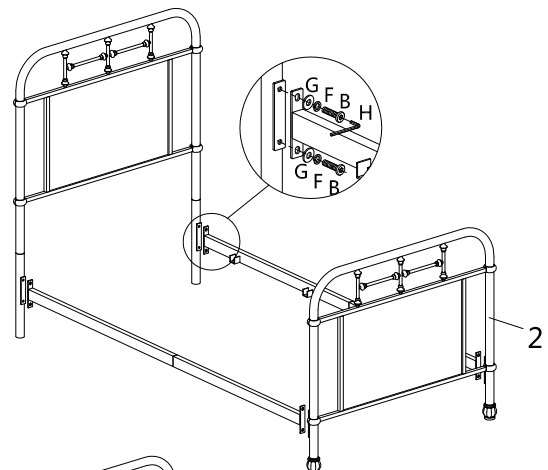
STEP 2:



STEP 3:



STEP 4:



STEP 5:

