



## Wellworth® Class Five® Toilet K-3948-T

### Features

- Two-piece toilet.
- Elongated bowl offers added room and comfort.
- 1.28 gallons per flush (gpf).
- 2-1/8-inch glazed trapway.
- Standard left-hand trip lever included.
- Tank locks included.
- Combination consists of the K-4841-T tank and the K-4198 bowl.
- Coordinates with other products in the Wellworth collection.

### Technology

- Single-flush gravity uses the force of gravity and a precision-engineered tank, bowl, and trapway to create a strong siphon during flushing.
- KOHLER's canister flush valve harnesses the natural force of gravity and optimizes flushing performance.
- Class Five® flushing technology offers virtually plug-free performance and rinsing power for a clean bowl.

### Installation

- 14-inch rough-in.
- Three-bolt installation.
- Seat and supply line not included.

### Water Conservation & Rebates

- WaterSense® toilets meet strict EPA flushing guidelines, including using at least 20 percent less water than 1.6-gallon toilets.
- Eligible for consumer rebates in some municipalities.

### Recommended Products/Accessories

K-4636 Cachet® Quiet-Close™ Elongated Toilet Seat  
K-5588 Purefresh® Elongated Toilet Seat  
K-4108 C3®-230 Elongated Cleansing Toilet Seat  
K-5420 Low-Profile Bolt Caps  
K-9379 Trip Lever  
1023457 Wax Ring/Hardware Kit  
1265114 Connector Hose

### Included Components

Product consists of:

K-4198 Elongated Bowl  
K-4841-T Toilet Tank

Additional Components:

Bolt cap accessory pack  
Tank accessory pack  
Tank cover  
Trip lever



### Codes/Standards





ASME A112.19.2/CSA B45.1  
DOE - Energy Policy Act 1992  
EPA WaterSense®  
California Energy Commission (CEC)

### KOHLER® One-Year Limited Warranty

See website for detailed warranty information.

### Available Colors/Finishes

*Color tiles intended for reference only.*

Color	Code	Description
	0	White
	96	Biscuit
	47	Almond
	7	Black Black™


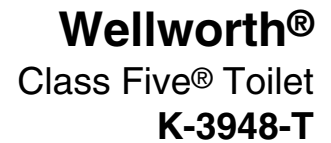
1-800-4KOHLER (1-800-456-4537)

Kohler Co. reserves the right to make revisions without notice to product specifications.

For the most current Specification Sheet, go to [www.kohler.com](http://www.kohler.com).

3-18-2019 08:03 - US/CA

THE BOLD LOOK  
OF **KOHLER**®



## Notes

Install this product according to the installation instructions.

For back-to-back toilet installations: Use only a 45° double wye fitting.

Seat-mounting holes: 5-1/2" (140 mm)