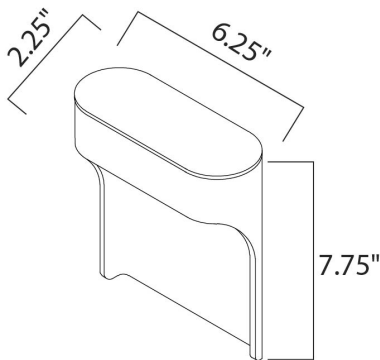




### PRODUCT DESCRIPTION

Bring the outdoors inside with our line of Architectural high quality interior and exterior wall sconces. European in design and machined out of blocks of solid Aluminum, these sconces have both the look and quality expected for the discriminate buyer. High powered LEDs create dramatic light effects and most are approved for wet location applications.





### MEASUREMENTS

DIMENSION : 6.25" W x 7.75" H x 2.25" Ext  
MAX OAH : 2.25" OAH 3.67" W x 0.63" H  
HANGING WEIGHT : 2.86 lb

### LAMPING

INPUT VOLTAGE : 120V  
LUMENS : 560 Rated (337 Del.)  
BULB : 1 x 8W LED PCB Integrated , 8W Total  
BULB INCLUDED : (Integrated)  
DIMMABLE : Electronic Low Voltage (ELV)  
CRI : 90+ CRI  
COLOR\_TEMP : 3000K  
LIGHTING\_DIRECTION : Down

### FINISHES OPTION

 Bronze  
 Satin Aluminum

### MATERIAL

Aluminum+Acrylic

### RATINGS

cETLus  
Wet Location  
ADA



### ADDITIONAL

INSTALL UP/DOWN: UP/Down  
RATED LIFE 50000 Hours  
OPERATING TEMPERATURE:  
-20°C (-4°F), 40°C (104°F)

PHOTOMETRIC: Report Found Online

Always consult a qualified electrician before installing any lighting product.



Contemporary  
Lighting™

**WESTERN DISTRIBUTION CENTER (HEADQUARTER)**  
253 NORTH VINELAND AVE | CITY OF INDUSTRY, CA 91746

**EASTERN DISTRIBUTION CENTER**  
4200 SHIRLEY DR. | ATLANTA, GA 30336

P. 626.956.4200 | F. 626.956.4225 | et2online.com