



9300126

ASSEMBLY INSTRUCTIONS

JAYDEN KD PU DINING SIDE CHAIR

HARDWARE

Ax4



M6

Bx2



M8X35MM

Cx4



M6X47MM

Dx2



M8


Ex1



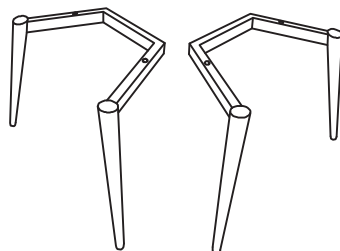
M6

PARTS

1x1

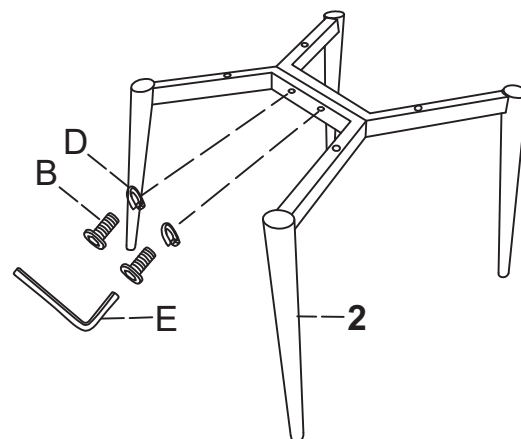


2x1

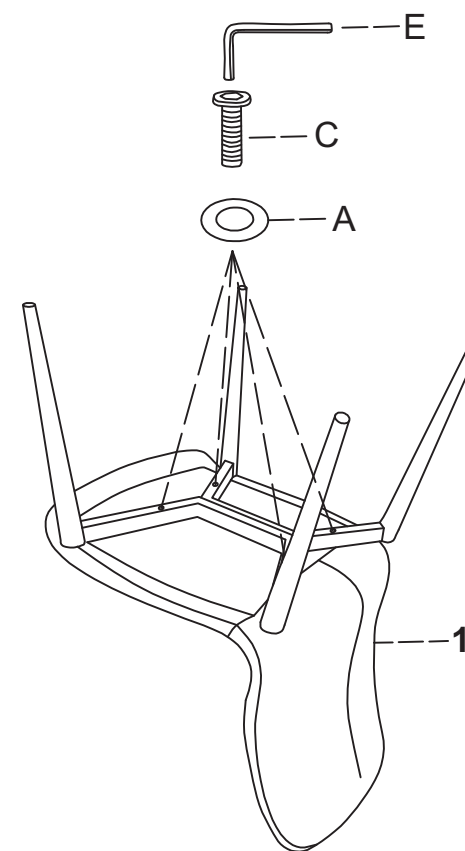


The more vertical and higher legs are front legs and more slanted legs are rear legs. Make sure to screw the straight part of seat to front legs and the curved part of seat to the rear legs.

(1)



(2)



(3)

