
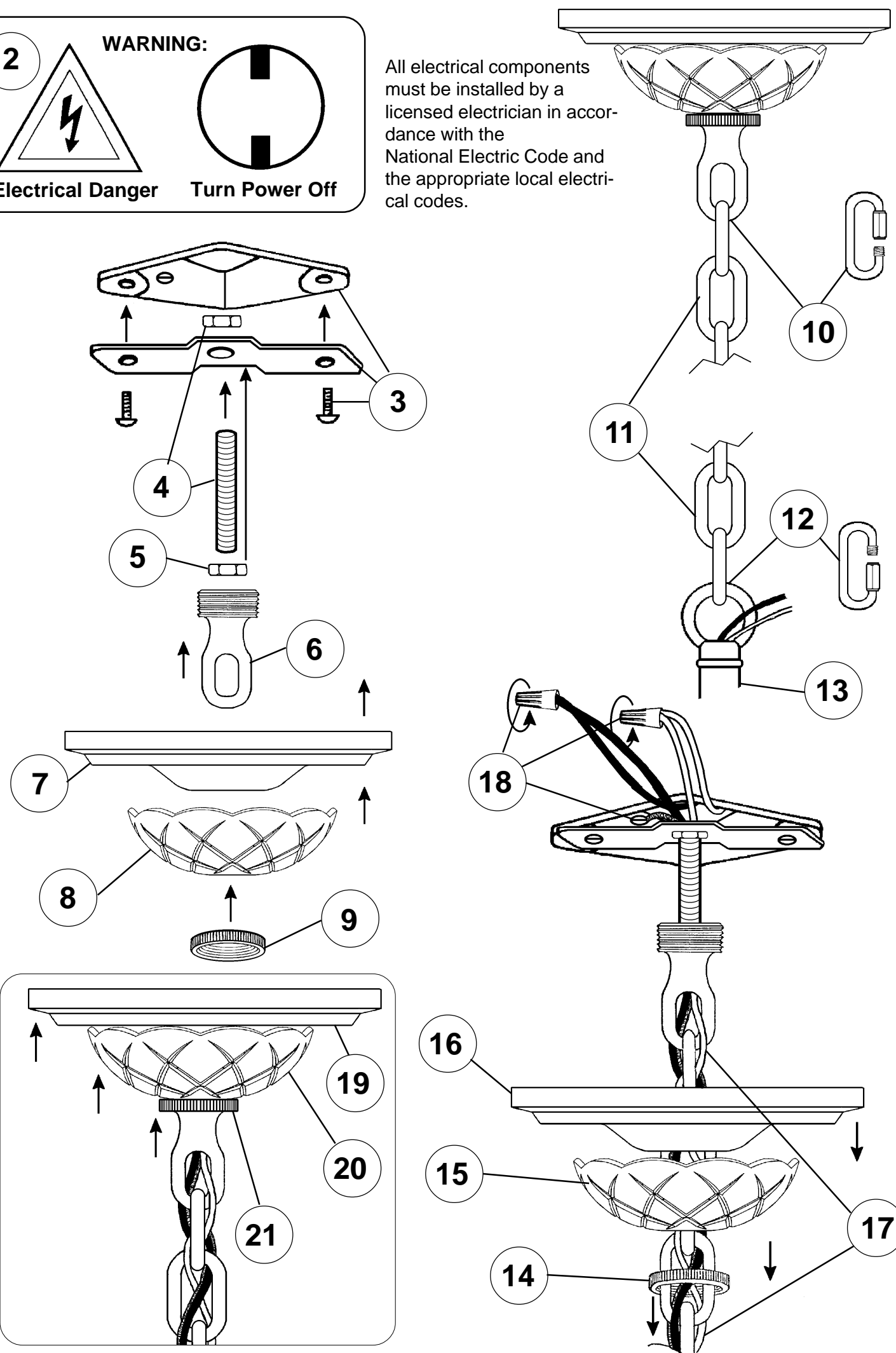


Instructions for electrician STEPS 2 - 21




All electrical components must be installed by a licensed electrician in accordance with the National Electric Code and the appropriate local electrical codes.



CHANDELIER 3658-____TK (Finish Option)

TRIM DIAGRAM



THIS DESIGN IS THE PROPRIETARY TRADE DRESS/TRADEMARK OF SCHONBEK WORLDWIDE LIGHTING INC.

14 Lights
Diameter: 32"
Body Length: 38-1/2"
Hanging Weight: 40 lbs.

SCHONBEK®

**See diagram on back page
Follow steps in exact order
Save this trim diagram for future reference**

1

IMPORTANT
Person who opens carton should record the following information for future service.

CODE # _____ Four-digit number on outside of carton.
PACKER # _____ See crystal package label.
ORDER # _____ See crystal package label.

SCHONBEK IS A WORLD LEADER IN CHANDELIER DESIGN. PATENTS INCLUDE:
#D5,404,285, #D338,278 & #D345,815

Instructions for crystal trimming
STEPS 22 - 44



22 14 - C10
60 Watts Max
25 Watts Recommend

Install bulbs and be sure
to test fixture **BEFORE**
trimming.

**HANG
CRYSTAL
WITH FLAT
SIDE FACING
FRONT**

