



701 E Industrial PK Dr
Manchester NH 03109
877-364-8464
www.sunsettrading.com
info@sunsettrading.com

** Pls Check to make sure you have all parts otherwise contact local retailer or Sunset Trading customer service at 877-364-8464"

Thank You for purchasing this Quality product. It has been engineered for easy assembly yet constructed for durability. Please take the time to read and follow the instruction while assembling.

ASSEMBLY INSTRUCTION

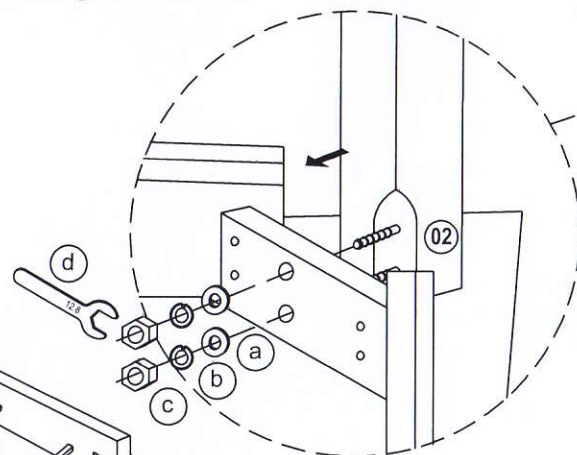

EAST LANE DINING TABLE

Model : DLU-EL-TL-9282-AG (DBVEB 1522)

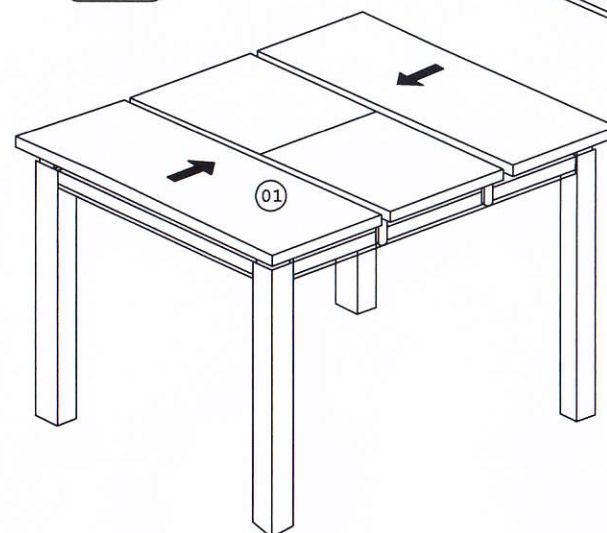
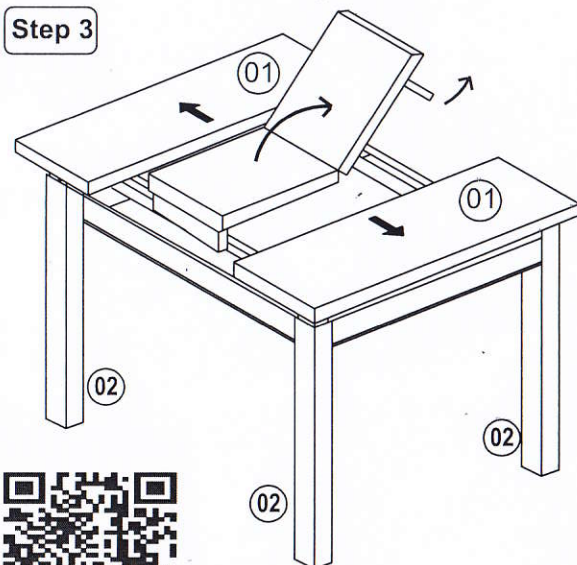
Sunset Trading

a div of Sunset Furniture Intl LLC

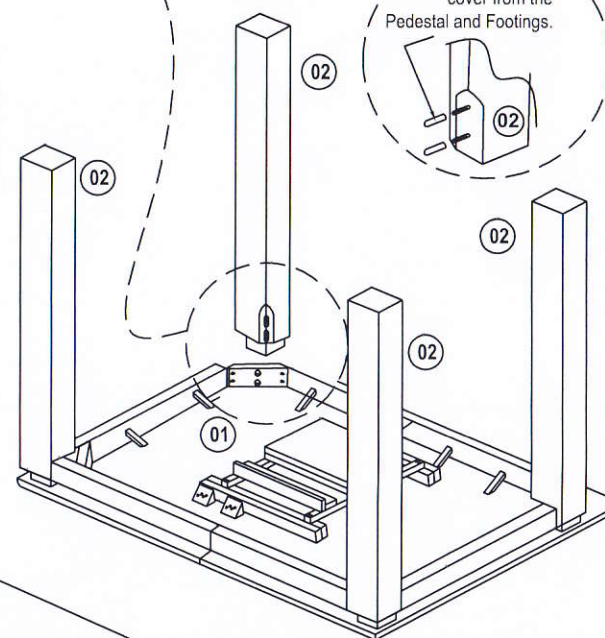
Step 1



Step 4



Step 2



List of Part For 1 Set

01		Table Top	1
02		Leg	4

List of hardware For 1 Set

a		Flat Washer 5/16" x 22mm	8
b		Spring Washer 5/16"	8
c		Hexagon Nut 5/16" x 7mm	8
d		Spanner 12.8mm	1

Care And Maintenance

- * The Touch of a soft cloth is all the maintenance your wood pieces will ever need.
- * Never use harsh chemicals or abrasive cleaner as they could mark or destroy finish.

Important Notes

- * Keep all hardware parts out of reach of children.
- * Must tighten screws periodically. With use screws will become loose. Check tightness of all screws every 6-8 weeks.
- * Don't attempt to repair or modify parts that are broken or defective. Please contact the store immediately.
- * Do not tighten all screw / bolt until all completely assembled

Assembly Completed !!..

MADE IN MALAYSIA

