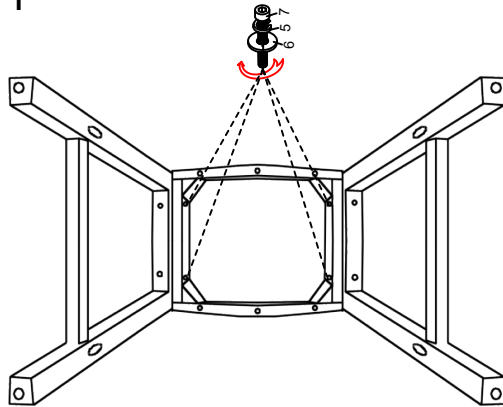


ASSEMBLY INSTRUCTIONS

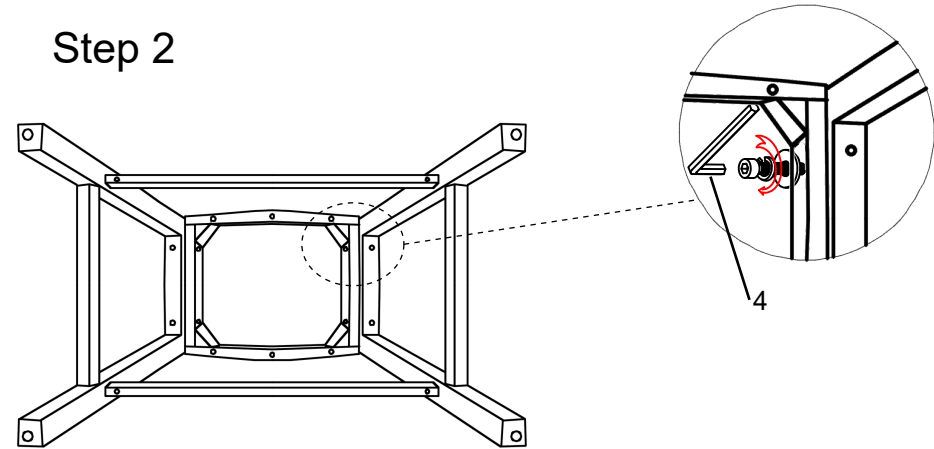
81131-ZLC

Please leave bolts loosened until all bolts are placed before tightening completely

Step 1

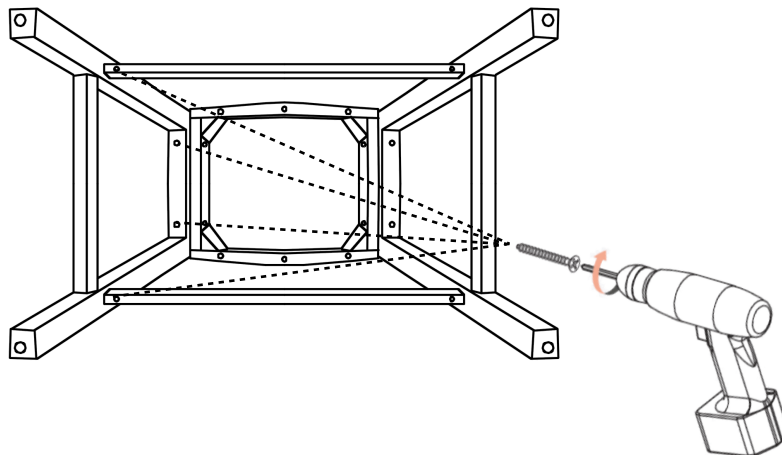


Step 2

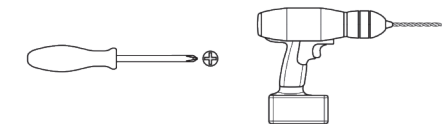



Screwdriver required,
but not included









Step 3



Finish



Hardware

1		Top Seat	1pc
2		Legs	2pcs
3		Crossbar	4pcs
4		"L" Wrench	1pc
5		Spring Washer	4pcs
6		Flat Washer	4pcs
7		British Bolt 5/16*2"	4pcs
8		Screw	8pcs