

PRODUCT INSTRUCTIONS




(For LD17863GM)


WARNING!

○If cushion gets wet, hang over chair to dry to prevent mold/mildew.

Remove all protective packing material and position base on floor. Adjust all the foot levelers level, and put on the cushion, attach the cushion on the ottoman frame. Now the chair is ready to use.

Warning: DO NOT use acid or alkaline washing liquid to clean the product.

A		OTTOMAN	1
B		PE cap	Factory already assembled
C		CUSHION	1



This parts have been assemble by factory already!