



# **INSTRUCTION MANUAL**

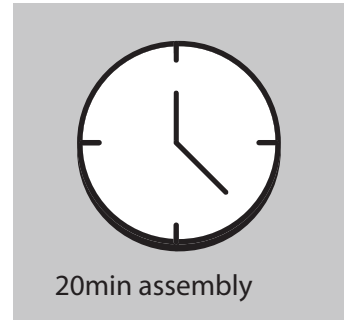
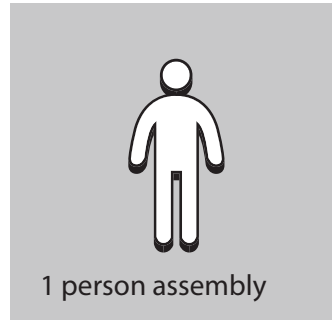

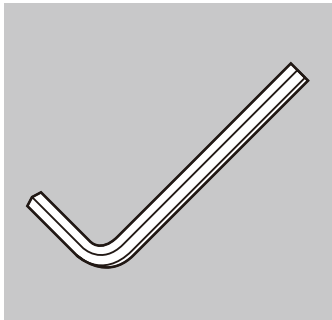
---

*LOUNGE CHAIR*

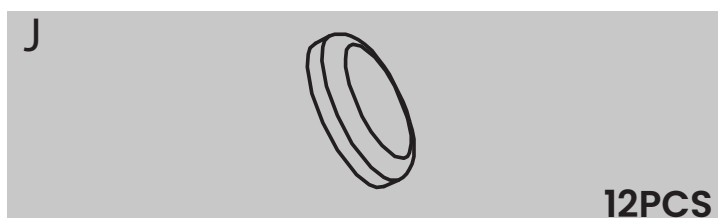
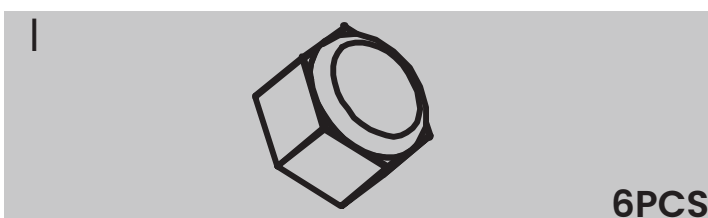
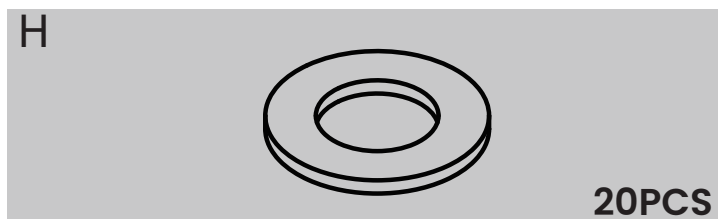
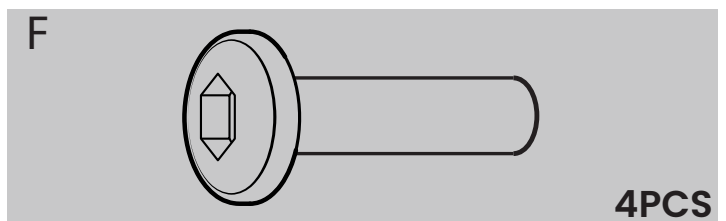
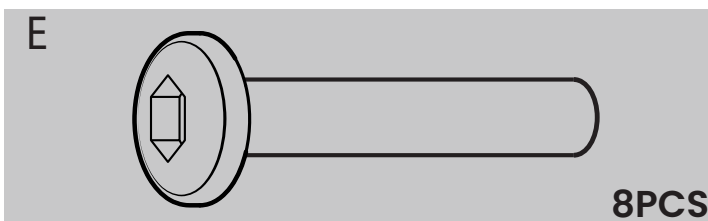

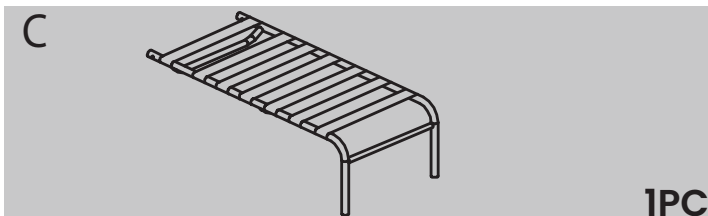
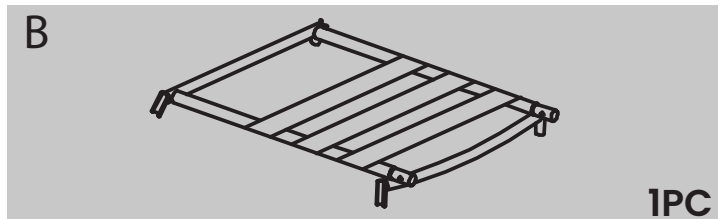

## BEFORE INSTALLATION

- Please list all parts as below first to check if any part is missing and make assembly easier.
  - Do be careful that some parts are heavy and sharp.
  - Please follow the assembly steps to install the product, if you find spare parts left, don't be worried, the left spare parts are prepared for bad ones if occurred.
  - Once you hand tighten all of your bolts into place, we are going to use our wrench to fully tighten into place.
  - Please do not exceed the bearing limitations of the product.
  - Reconfirm that all bolts, screws, and knobs are secure every 90 days.
- Please retain these instructions for future reference.

## TOOLS REQUIRED



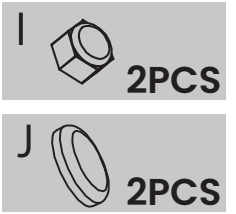
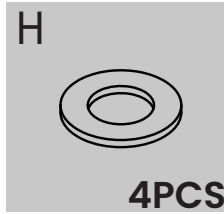
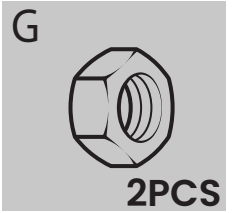
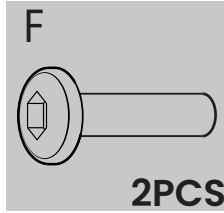
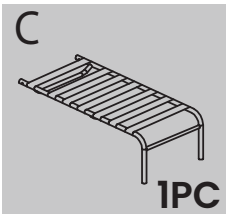
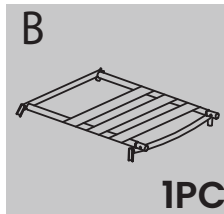
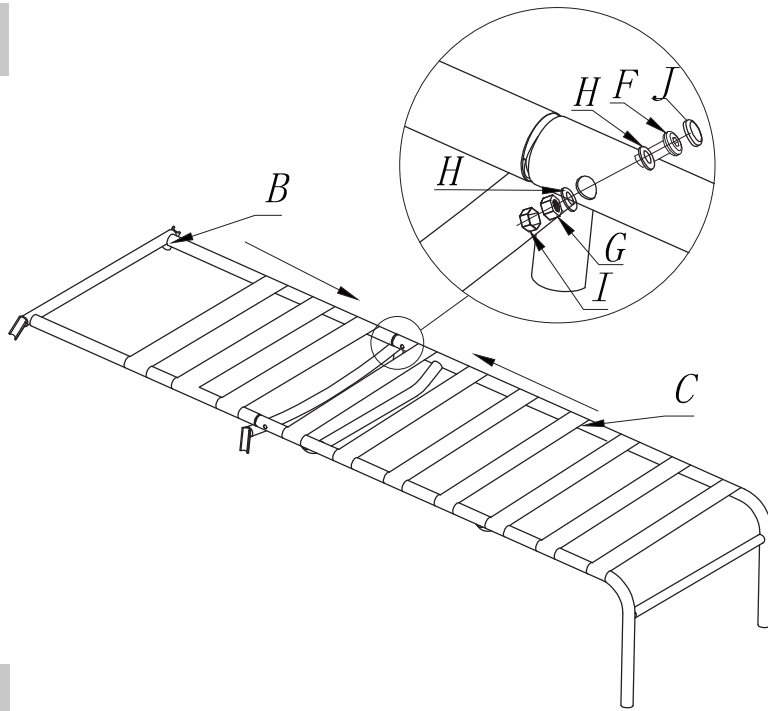
## PARTS



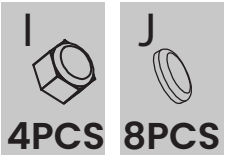
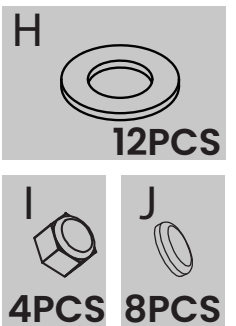
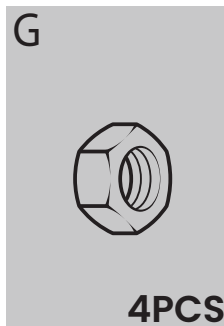
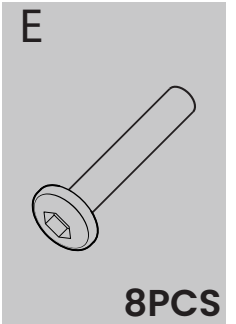

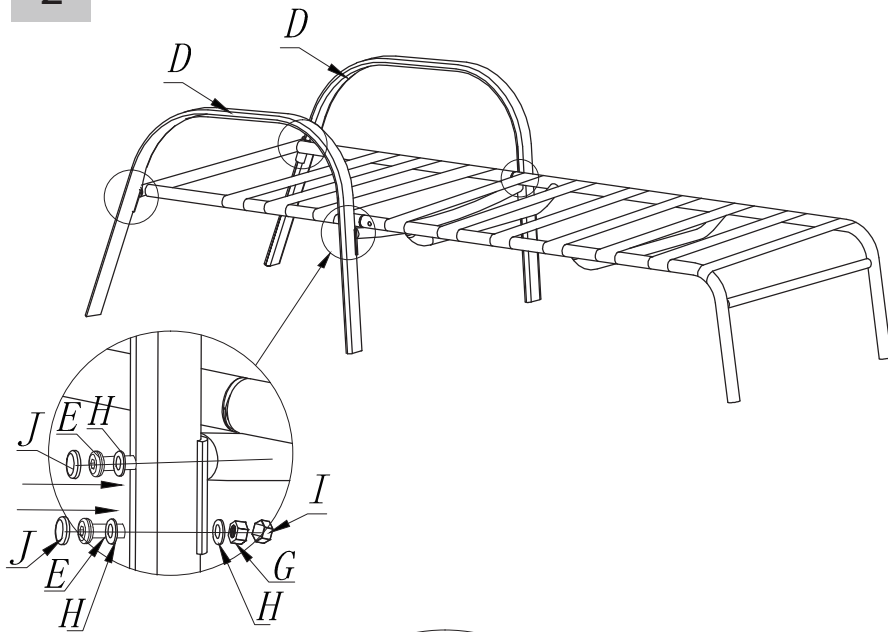
# ASSEMBLY

# PARTS REQUIRED


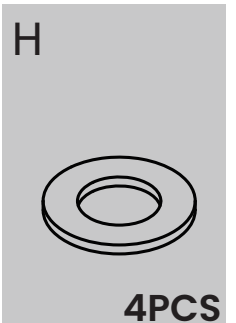

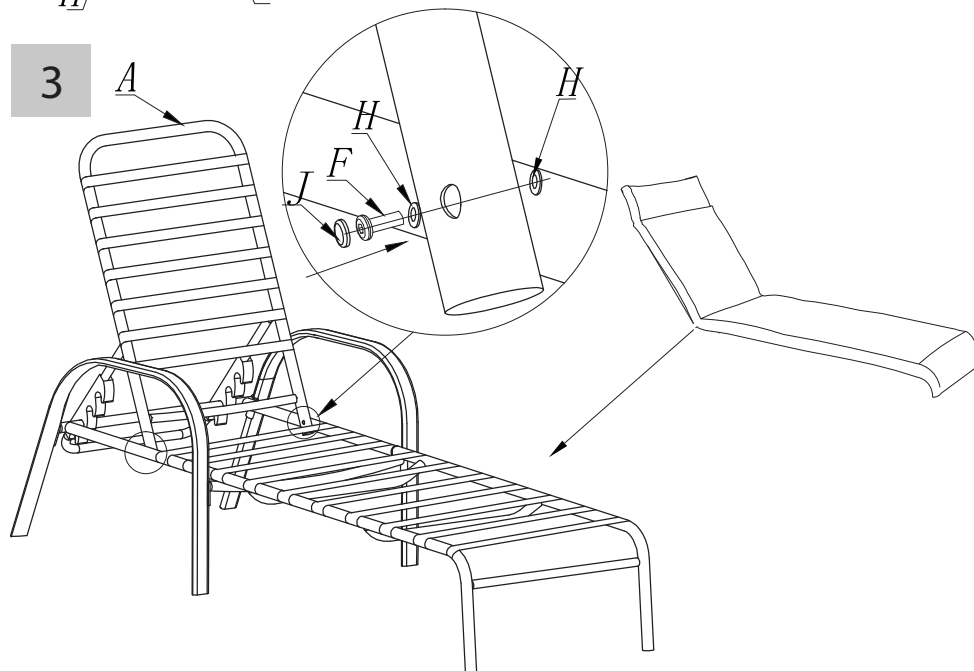
1



2



3



## WARM TIPS

⚠ Warm Tips: If you have any problem with this product or our service, please don't hurry in writing negative review or feedback. Please welcome to contact us right away, our service team will respond within 24 hours, and we will try our best to help you. Thank you for giving us a chance to improve the product and our service.

## CARE & MAINTENANCE

- Do not put hot items directly on furniture surface.
- Do not clean furniture with harsh cleansers or polish.
- To obtain the longest lifespan of your indoor products, minimizing exposure to direct sunlight is recommended.
- Children should not climb or jump on the furniture.
- Do not write on furniture without a padded barrier to protect the surface.
- To obtain the longest lifespan of your indoor products, avoid extended and lengthy exposure to direct sunshine. Whenever possible cover the product.
- Stains may be removed with mild soap solution and damp cloth.
- Keep away from sources of ignition.
- Dust and pick-up spills using a clean, non-colored, lint-free cloth.

## PRODUCT WARRANTY INFORMATION

All items can be returned for any reason within 30 days since purchase date and will receive a full refund as long as the item is returned in its original product packaging and all accessories from its original shipment are included. All returned items will receive a full refund back to the original payment method. All returned items will be charged a re-stocking fee, \$10 per piece.

All returns must be shipped back to our Warehouse at the customer's expense. If the reason for return is a result of an error by us, then we will provide a pre-paid shipping label via email. Boxes for return shipping will not be provided by us, and it is the customer's responsibility to either use the original shipping boxes or purchase new boxes.

Pictures may be required for some returns to ensure an item is not damaged prior to its return. Items returned are not considered undamaged until they are received by us and verified as such.

All damages to items are the customer's responsibility until the item has been received by and acknowledged by us as undamaged.

## ⚠ WARNING

The seller and manufacturer will not be liable for any personal injury, property damage or loss, which result from the incorrect assembly, improper use, inadequate maintenance, or neglect of the product. Whether it's direct, indirect, or incidental.