








ASSEMBLY INSTRUCTION

Hardware List

①		Chair	1PC	A		Bolt	4PCS
				B		Bolt	4PCS
②		Front legs	2PCS	C		Allen Key	1PC
③		Back legs	2PCS	D		Washer	8PCS

PRE-ASSEMBLY PREPARATION:

1. Please put on clean space to assemble to avoid damages on chairs.
2. About hardwares: tighten all screws firstly 90%; adjust the legs to level; tighten the screws the remainig 10%.
3. weight capacity: 300 pounds.

