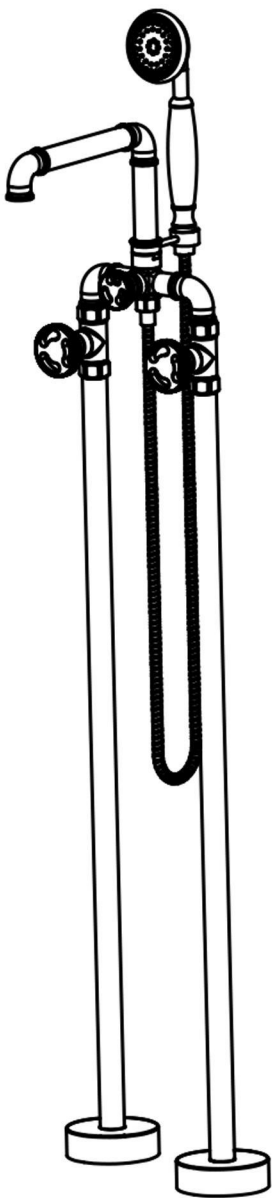


User's Manual



INSTALLATION INSTRUCTIONS

Installation Manual



IAPMO RESEARCH AND TESTING, INC.
5001 East Philadelphia Street, Ontario, California 91761-2816 • USA • 909-472-4100 • 909-472-4244 • www.iapmo.org



CERTIFICATE OF LISTING

IAPMO Research and Testing, Inc. is a product certification body which tests and inspects samples taken from the supplier's stock or from the market or a combination of both to verify compliance to the requirements of applicable codes and standards. This activity is coupled with periodic surveillance of the supplier's factory and warehouses as well as the assessment of the supplier's Quality Assurance System. This listing is subject to the conditions set forth in the characteristics listed below and is not to be construed as any recommendation, assurance or guarantee by IAPMO Research and Testing, Inc. or the product certification by Authorized Testing Laboratories.

This certificate is not evidence of current listing. To verify listing status, visit the IAPMO R&T Product Listing Directory at pid.iapmo.org

Effective Date:	December 2019	-Rev. 2/24/2020-	Void After:	December 2024
Product:	Flexible Water Connectors			File No. 5311
Issued To:	Fanakli Group Inc. Mechanical & Electrical Industrial Zone, Yuhuan County, Yuhuan 317400, ZHEJIANG China			

Identification: Products shall be marked with manufacturer's name or trademark, a statement "For use with water in accessible locations only." The products shall also bear the cUPC® certification mark. Markings shall be by means of either a permanent mark on the product, a label on the product or a tag attached to the product.

Characteristics: Flexible water connectors manufactured in various sizes, lengths and metal and fittings for hot or cold water applications that consist of an inner tube, which may or may not have an outer braided cover. Connectors are to be installed for use in accessible locations only. To be installed in accordance with the manufacturer's instruction, and the latest edition of the Uniform Plumbing Code and National Plumbing Code of Canada.

Products listed on this certificate have been tested by an IAPMO R&T recognized laboratory. This recognition has been granted based upon the



Chairman, Product Certification Committee



CEO, The IAPMO Group



This listing period is based upon the last date of the month indicated on the Effective Date and Void After Date shown above. Any change in material, manufacturing process, marking or design without having first obtained the approval of the Product Certification Committee, or any extension of the listing period, shall be subject to the approval of the Product Certification Committee. This listing is subject to the conditions set forth in the characteristics listed below and is not to be construed as any recommendation, assurance or guarantee by IAPMO Research and Testing, Inc. or the product certification by Authorized Testing Laboratories. Any extension of this certificate shall be granted for re-evaluation of the listing. This document shall be reproduced in its entirety.

IAPMO RESEARCH AND TESTING, INC.
5001 East Philadelphia Street, Ontario, California 91761-2816 • USA • 909-472-4100 • 909-472-4244 • www.iapmo.org



CERTIFICATE OF LISTING

IAPMO Research and Testing, Inc. is a product certification body which tests and inspects samples taken from the supplier's stock or from the market or a combination of both to verify compliance to the requirements of applicable codes and standards. This activity is coupled with periodic surveillance of the supplier's factory and warehouses as well as the assessment of the supplier's Quality Assurance System. This listing is subject to the conditions set forth in the characteristics listed below and is not to be construed as any recommendation, assurance or guarantee by IAPMO Research and Testing, Inc. or the product certification by Authorized Testing Laboratories.

This certificate is not evidence of current listing. To verify listing status, visit the IAPMO R&T Product Listing Directory at pid.iapmo.org

Effective Date:	November 2019		Void After:	November 2024
Product:	Plumbing Fixture Fittings			File No. 10433
Issued To:	Aqua Gallery Co., Ltd 11th-15th A/D Block International Ceramic Sanitary City, 528000 Foshan, China			

Identification: Plumbing supply fittings complying with this Standard shall be marked with the manufacturer's recognized name, trademark, or other mark or, in the case of private labeling, the name, trademark or other mark of the customer for whom the fitting was manufactured. The marking shall be accomplished by use of a permanent mark or by placing a permanent label on the product. Markings on plumbing supply fittings shall be visible after installation.

Single-handle, single-control, and automatic compensating mixing bath and shower valves shall have identifiable temperature control settings in which the settings are indicated by words ("cold", "warm", "hot", etc.), by numbers, or graphically.

Packages shall be marked with the manufacturer's name, trademark, or other mark as well as the model number or, in the case of private



Chairman, Product Certification Committee






CEO, The IAPMO Group



This listing period is based upon the last date of the month indicated on the Effective Date and Void After Date shown above. Any change in material, manufacturing process, marking or design without having first obtained the approval of the Product Certification Committee, or any extension of the listing period, shall be subject to the approval of the Product Certification Committee. This listing is subject to the conditions set forth in the characteristics listed below and is not to be construed as any recommendation, assurance or guarantee by IAPMO Research and Testing, Inc. or the product certification by Authorized Testing Laboratories. Any extension of this certificate shall be granted for re-evaluation of the listing. This document shall be reproduced in its entirety.

IAPMO RESEARCH AND TESTING, INC.
5001 East Philadelphia Street, Ontario, California 91761-2816 • USA • 909-472-4100 • 909-472-4244 • www.iapmo.org



CERTIFICATE OF LISTING

IAPMO Research and Testing, Inc. is a product certification body which tests and inspects samples taken from the supplier's stock or from the market or a combination of both to verify compliance to the requirements of applicable codes and standards. This activity is coupled with periodic surveillance of the supplier's factory and warehouses as well as the assessment of the supplier's Quality Assurance System. This listing is subject to the conditions set forth in the characteristics listed below and is not to be construed as any recommendation, assurance or guarantee by IAPMO Research and Testing, Inc. or the product certification by Authorized Testing Laboratories.

This certificate is not evidence of current listing. To verify listing status, visit the IAPMO R&T Product Listing Directory at pid.iapmo.org


Effective Date:	March 2019		Void After:	March 2024
Product:	Plumbing Fixture Fittings - Components			File No. MC-9703
Issued To:	Ringsha Xinhai Cartridge Technology Co., Ltd. Liaochu Zone, Chongqing Fengshu RINGSHO 315538 China			

Identification: Each fitting component shall bear permanent legible markings to identify the manufacturer. This marking shall be the trade name, trademark, or other mark known to identify the manufacturer. The product shall also bear all other markings required by the standards. The marking shall be applied so as to be visible after installation. The product or packaging shall also bear the cUPC® certification mark along with the term "COMPONENT" above.


Characteristics: Plumbing fixture fitting components to be installed in accordance with the manufacturer's instructions and the requirements of the latest edition of the Uniform Plumbing Code.

Products listed on this certificate have been tested by an IAPMO R&T recognized laboratory. This recognition has been granted based upon the Laboratory's compliance to the applicable requirements of ISO/IEC 17025.


Products are in compliance with the following code(s):
Uniform Plumbing Code (UPC®)



Chairman, Product Certification Committee



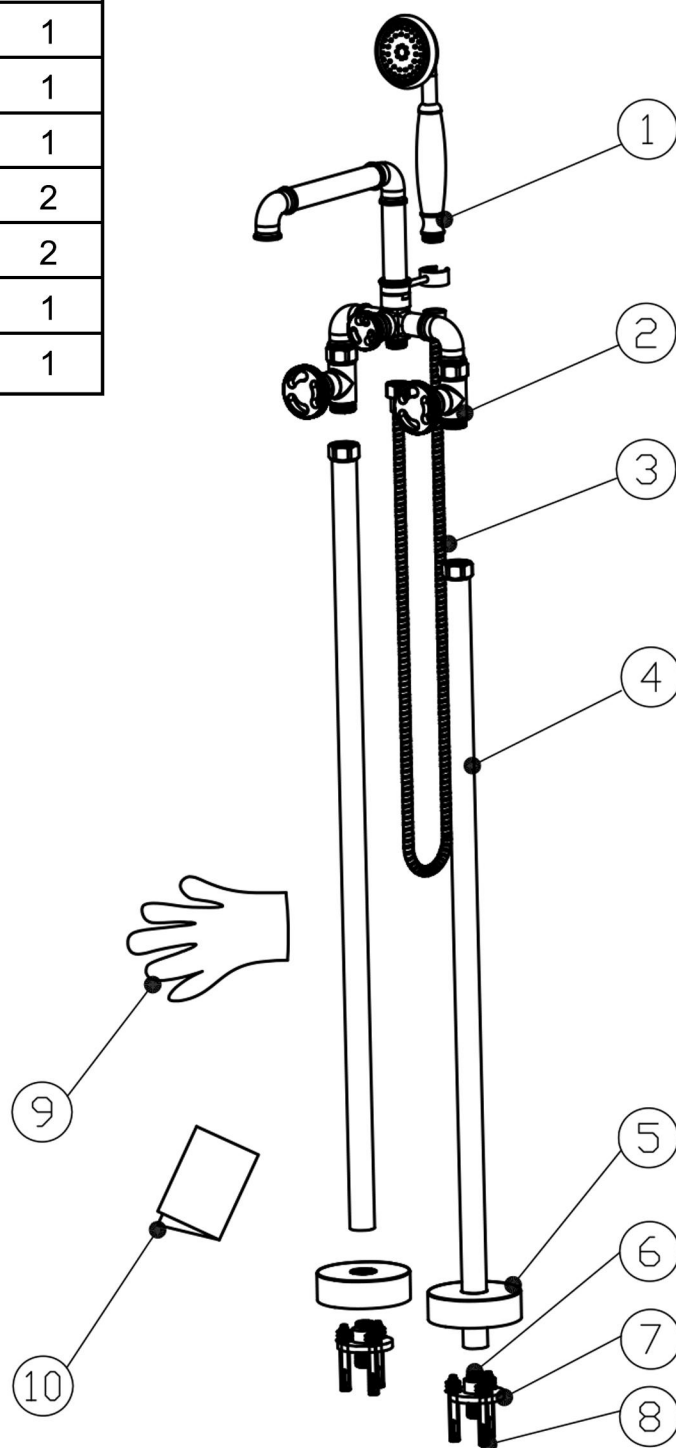
CEO, The IAPMO Group



This listing period is based upon the last date of the month indicated on the Effective Date and Void After Date shown above. Any change in material, manufacturing process, marking or design without having first obtained the approval of the Product Certification Committee, or any extension of the listing period, shall be subject to the approval of the Product Certification Committee. This listing is subject to the conditions set forth in the characteristics listed below and is not to be construed as any recommendation, assurance or guarantee by IAPMO Research and Testing, Inc. or the product certification by Authorized Testing Laboratories. Any extension of this certificate shall be granted for re-evaluation of the listing. This document shall be reproduced in its entirety.

BEFORE INSTALLATION

NO.	Item	Qty
1	Hand Shower	1
2	Main Body	2
3	Shower Hose	1
4	Straight Tube	1
5	Decorative Cover	1
6	Nut	1
7	Bolts Holder	2
8	Expansion Screws	2
9	Gloves	1
10	Manual	1



Check accessories

Standard List of Accessories:

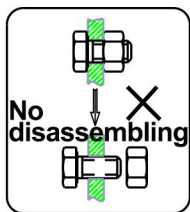
When you open the product packaging, please check whether the objects in it are consistent with the main body and accessories you purchased. If there is any inconsistency, please contact our company or our distributor.

Note: 1. Accessories are subject to change without prior notice if the change does not affect usage;

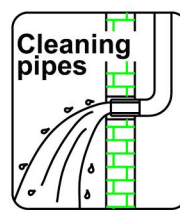
2. The appearance of the product is subject to the physical objects you receive, and the schematic diagram is only for reference.

INSTALLATION STEPS

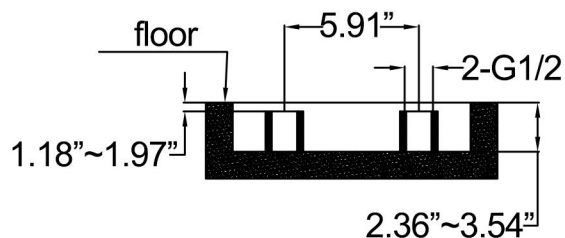
This product has been inspected and debugged by the factory to the best condition. Please do not disassemble and assemble it yourself.



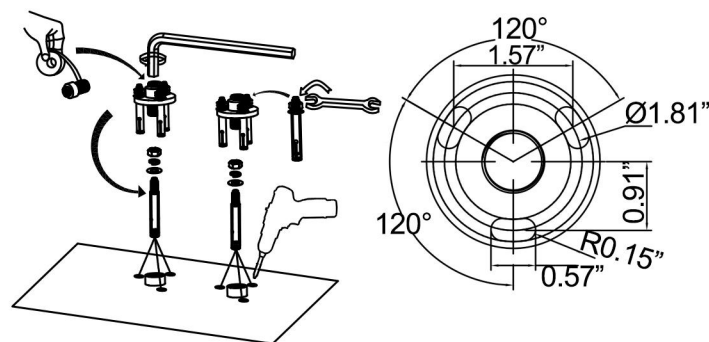
Before installing the product, please be sure to remove sundries and sludge from the water pipe to prevent sundries from blocking the product.



1. The water pipe portion is taken as shown below.



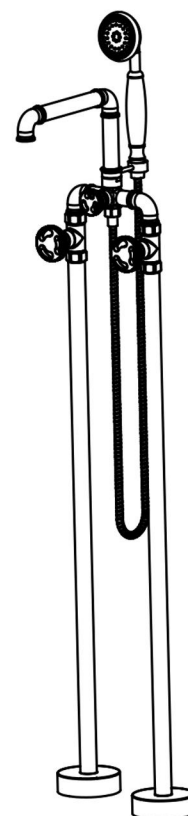
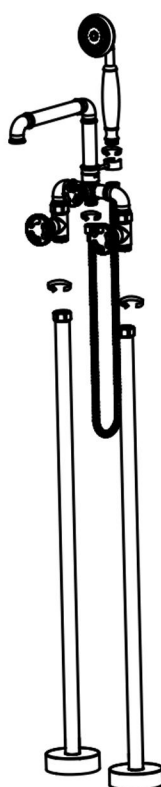
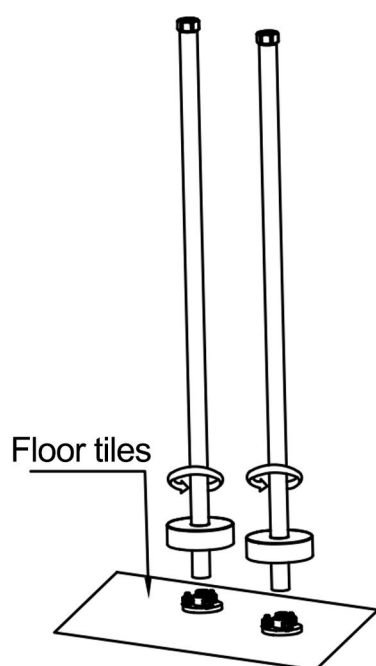
2. Drill holes according to the size shown; fasten the assembly with expansion screws.



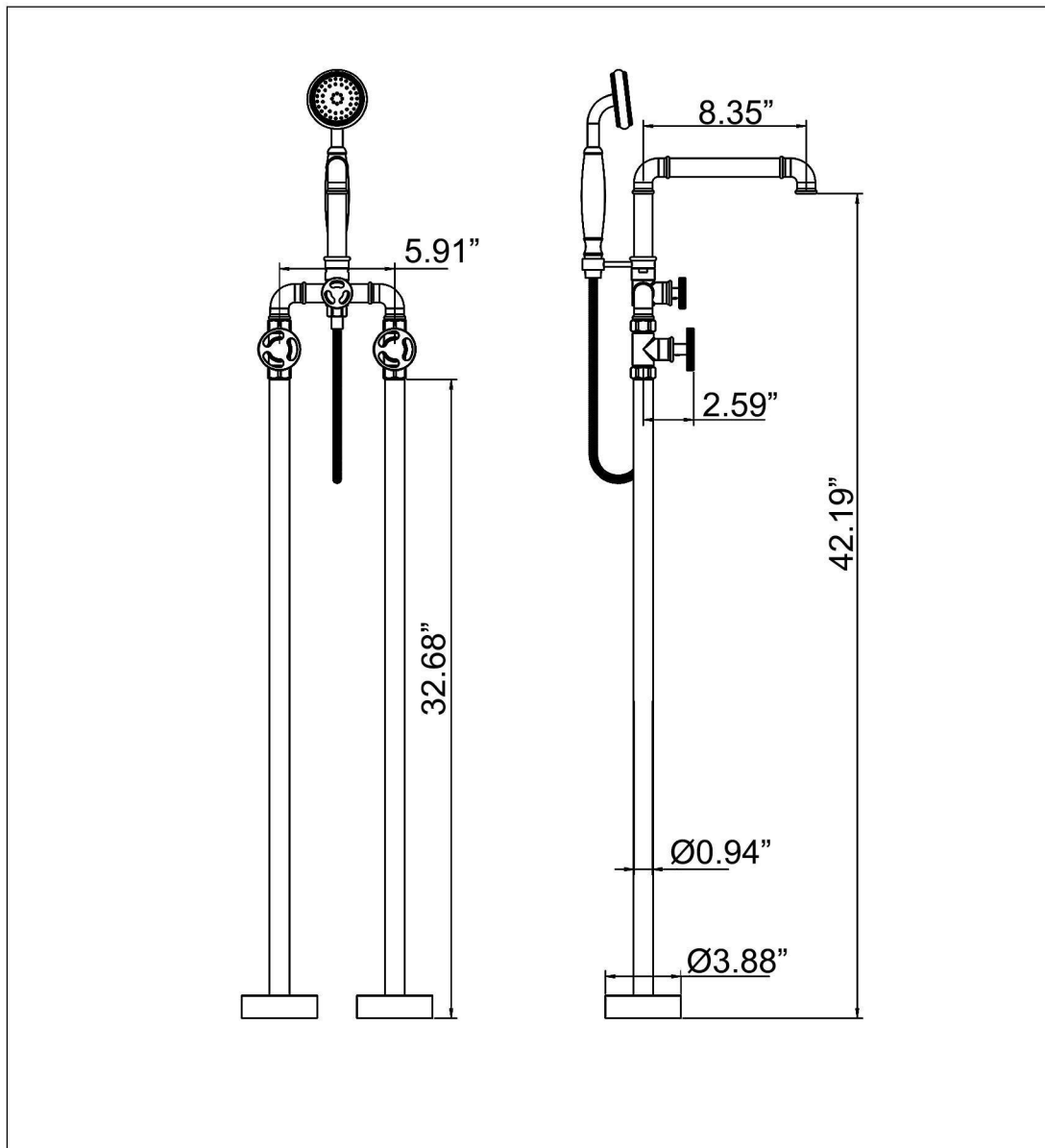
3. Screw the straight tube to the fixed assembly.

4. Screw the main body to the straight tube nut to fix it; screw the shower hose to the main body and the hand shower respectively.

5. finished



INSTALLATION DIMENSION



CLEANING CARE

In order to keep the appearance of product clean, bright and good performance, please take care of the product as follows;

1. Rinse with water only and dry with soft cotton cloth;
2. Use mild liquid and colorless glass cleaner to remove surface dirt and scale film, or use polish without abrasive effect;
3. Do not use abrasive detergent, polish, emery cloth, paper towel or scraper, etc;
4. Do not use acid cleaner, or cleaner and soap with insoluble gran etc;
5. In the process of use, mud may accumulate in the bubbler and make the water flow show, The bubbler can be unscrewed, rinsed with water, and then installed back in place.



