



Pet Comfort Furniture



*Meet Jewel,
a **45**lb Labrador Mix*

FOR **LARGE**
DOGS UP TO

60lbs

Panache Sofa



Sleeping Styles


Dogs typically sleep in 3 different ways

Curler Dogs




The nose to tail sleepers, who prefer this curled up, protective sleep style

Stretcher Dogs



Pups who choose to stretch out on their bellies, backs or sides to sleep

Leaner Dogs



Dogs who favor leaning their heads while sleeping on their sides

FOR **LARGE**
DOGS UP TO

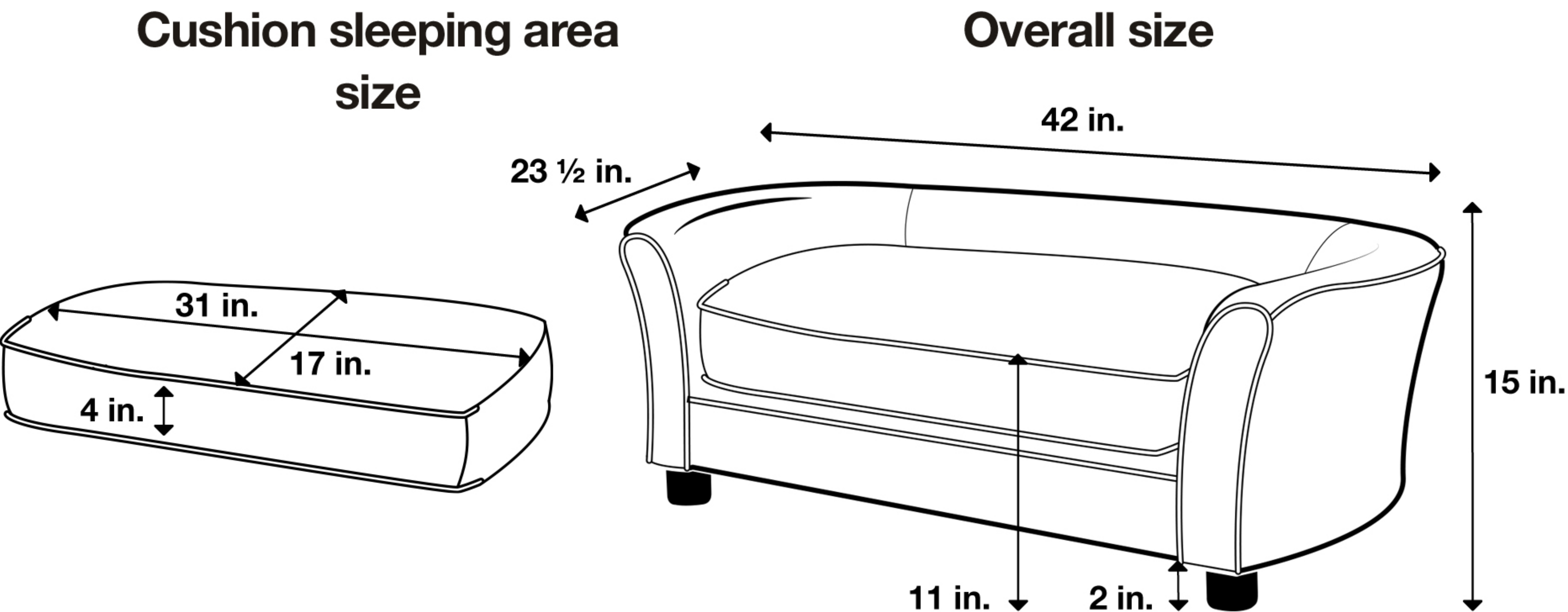
60 lbs



*This sofa is perfect for
Curler and Leaner Dogs*

Panache Sofa

Sofa Dimensions



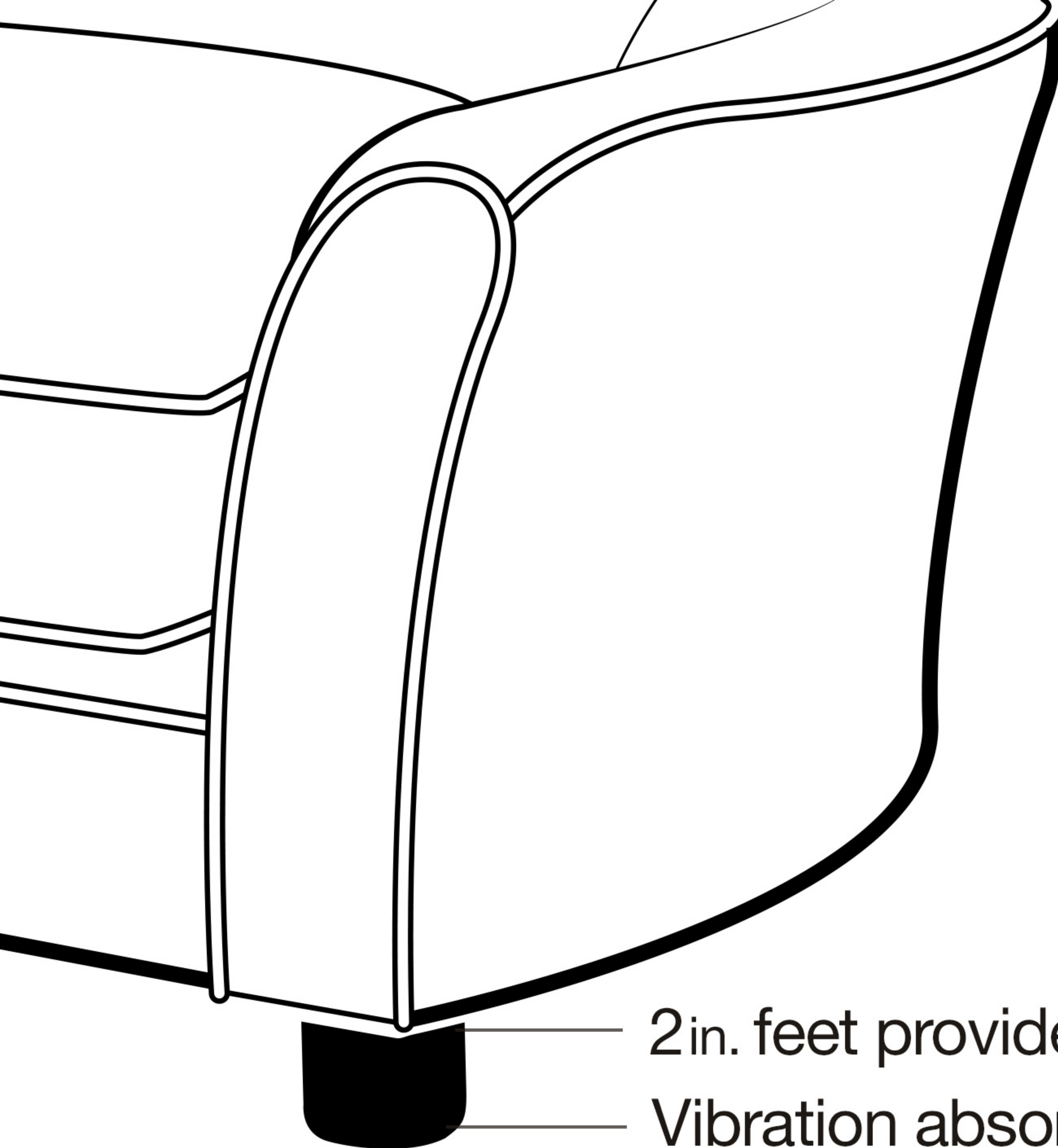
Fractional variation in measurements may exist

FOR **LARGE**
DOGS UP TO

60 lbs



Panache Sofa



2 in. feet provide draft-free sleep

Vibration absorbing foot pads

FOR **LARGE**
DOGS UP TO

60 lbs



Panache Sofa

Wood frame furniture grade construction

Hand crafted for quality and precision



FOR **LARGE**
DOGS UP TO

60 lbs



Panache Sofa

Our Ultra Plush fabrics are durable as they are soft

Cushion covers are removable and machine washable
Easy to spot clean all other surfaces

Foam cushion for
comfort and support

Toggle and loop secures
cushion from sliding

FOR **LARGE**
DOGS UP TO

60 lbs

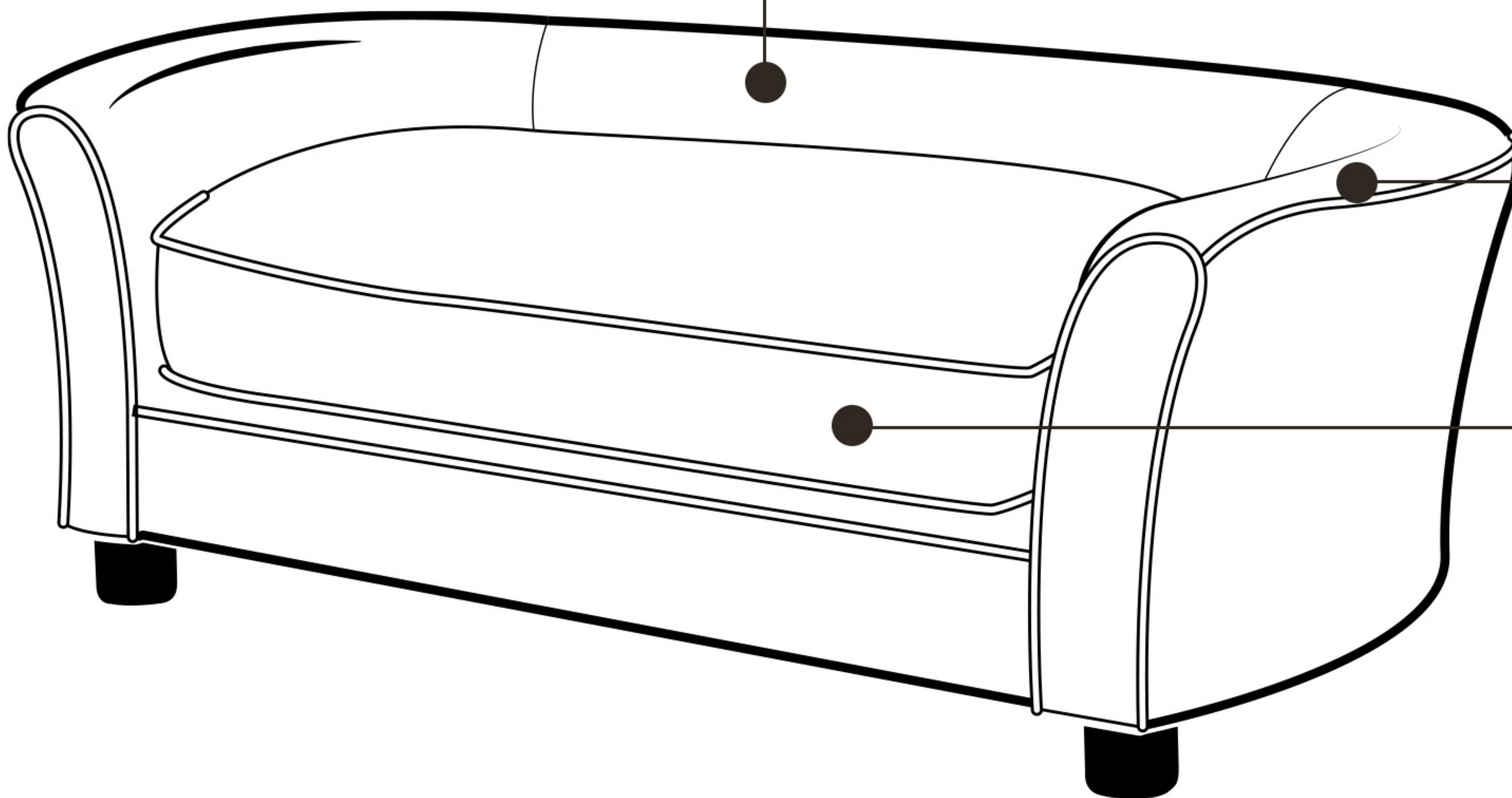


Panache Sofa

Secure Sleep design provides peace of mind

Burrow, Snuggle and Feel Safe

Sleep comfort contour
fosters natural instinct
to feel protected



Wide cushioned
arms provide a
sense of security

Soft cushion
allows burrowing
to find their
ideal spot

FOR **LARGE**
DOGS UP TO

60 lbs



Panache Sofa



If you are not
completely satisfied,
please contact us directly

ehpet.net/warranty

