



**Carolina Chair
& Table Co.**

~ Designs for Today's Lifestyles ~


ASSEMBLY INSTRUCTIONS

ITEM # BS-1940-XB-AWWT

BS-1940-XB-GOWT










Thank you for purchasing a Carolina Chair & Table Company product. This product has been designed for easy assembly and is constructed for durability. Please take the time to read and follow the assembly instructions carefully. If a part or hardware is missing or you have any difficulties in assembling this product, please contact us Toll Free at 1-800-228-3876 or email us at support@carolinachairandtable.com



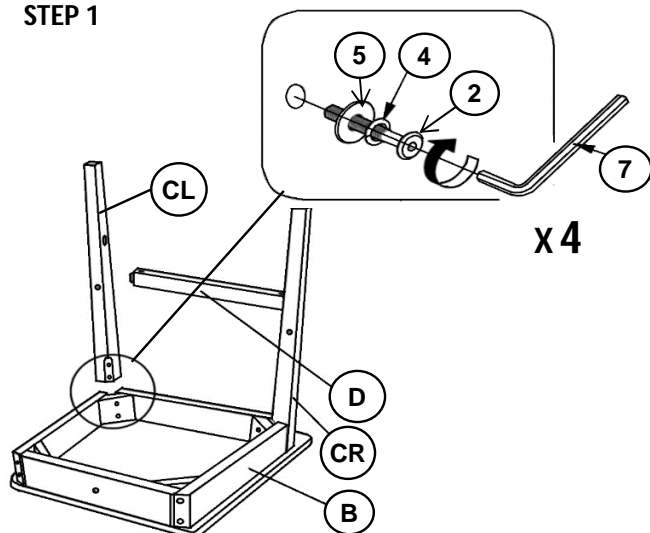
PARTS LIST

ITEM	DESCRIPTION	QTY
A	CHAIR BACK	1 PC
B	BOX FRAME WITH CUSHION SEAT	1 PC
C	FRONT LEG L&R	2 PCS
D	FRONT STRETCHER	1 PC
E	SIDE STRETCHER L&R	2 PCS

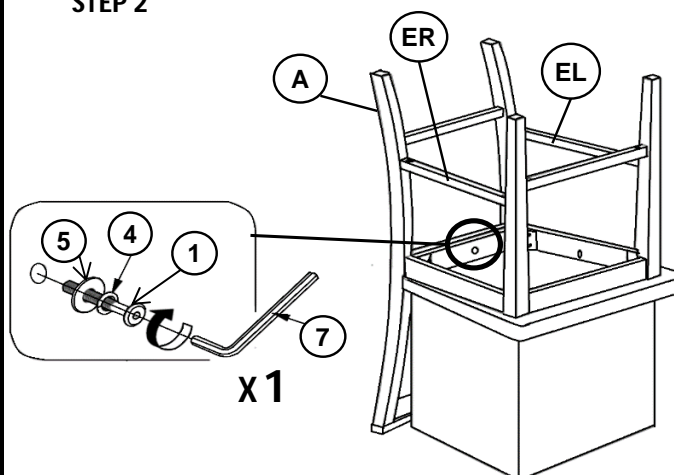
HARDWARE LIST

ITEM	DESCRIPTION	QTY
1	JCBC M6 X 35MM 	1 PC
2	JCBC M6 X 60MM 	4 PCS
3	JCBC M6 X 80MM 	4 PCS
4	SPRING WASHER 	9 PCS
5	FLAT WASHER 	9 PCS
6	CSK M4 X 38MM 	6 PC
7	M4 ALLEN KEY 	1 PC

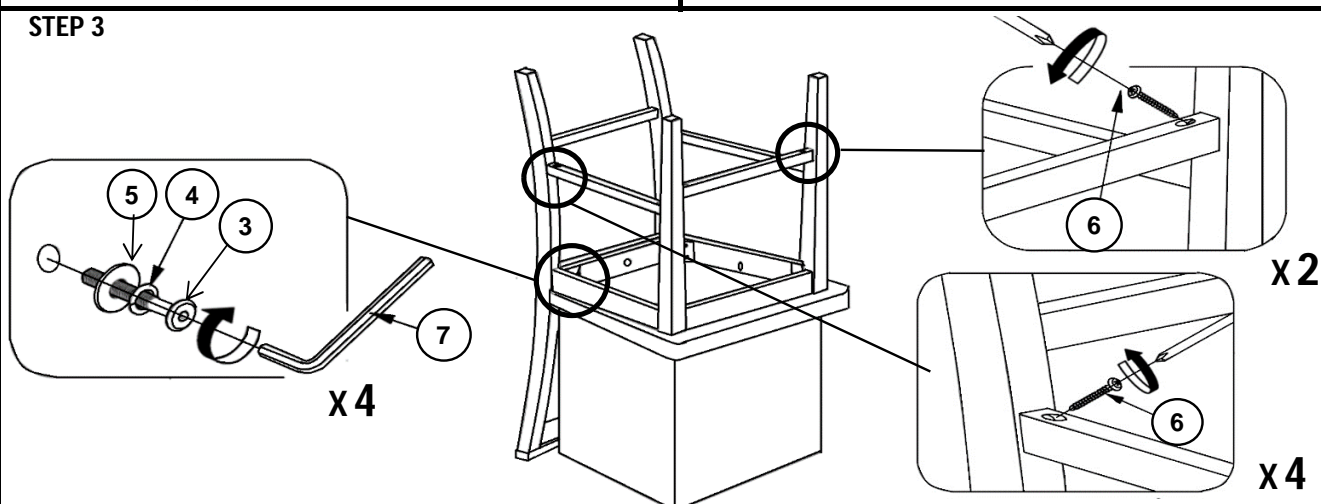
STEP 1



STEP 2



STEP 3



CARE AND MAINTENANCE

The touch of a soft cloth is all the maintenance your wood pieces will ever need. Never use harsh chemicals or abrasive cleaners, as they could mark or destroy finish.

Bolts, screws and nuts may loosen during everyday use. They should be periodically inspected and re-tightened. Always visually check that all hardware on the list is attached and kept tightened.

MADE IN MALAYSIA