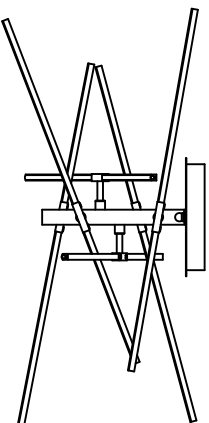




Contemporary Lighting

PRODUCT NAME: Kris Kross
ITEM NUMBER: E20695-PC

Please consult your electrician for hanging fixture and wiring.



This fixture is designed to dim with a standard 120VAC, 60Hz, 1-phase, 1-wire, 1-switch, 1-trip, 1-pole, 1-phase-dimmer. Dimming levels will vary by dimmer.

Below is a list of recommended dimmers:

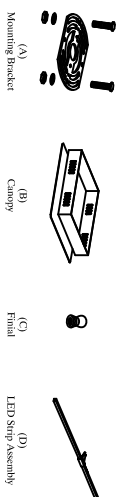
- Lutron MAEL-153M
- Lutron DVL-153P
- Lutron SCL-153P
- Lutron 6674-PCW

Due to the dimmable current ratings should be used, the maximum wattage of products for a 600 watt dimmer.

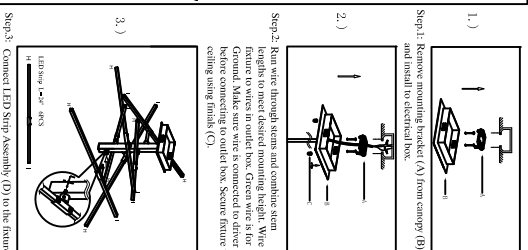
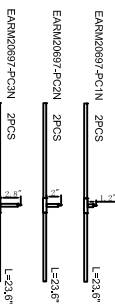
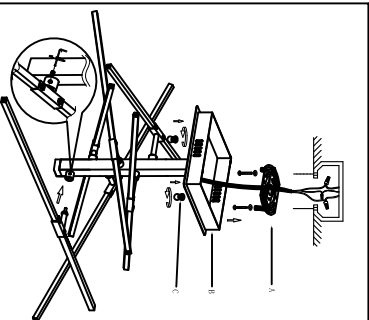
WARNING: Wires need to be connected to driver found in canopy and should not be connected directly to power source or a short may occur.

MADE IN CHINA
Page 1 of (3)

IMPORTANT: Turn OFF the power at the main fuse or circuit breaker box before starting installation



Locate all hardware & components before disassembling packaging



Cleaning & Care:
Clean with soft cloth and a mild detergent.
Do not use abrasive cleaner.

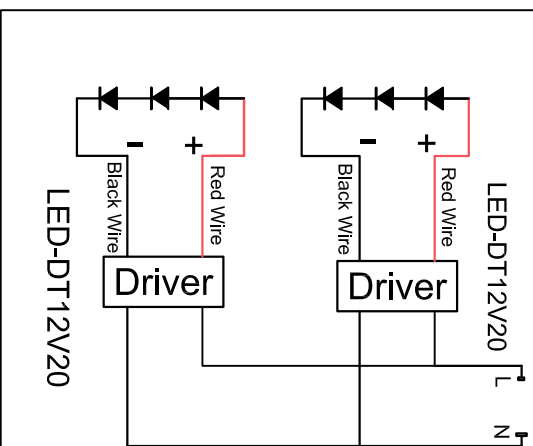
Page 2 of (3)



Contemporary Lighting

PRODUCT NAME: Kris Kross
ITEM NUMBER: E20695-PC

Step 4. If wires are cut in the process of adjusting the height, please note the pendant wires consist of Black wire (Ground) and Red wire (Live). The two drivers are wired in parallel to the pendant wires as shown below.



Page 3 of (3)