



WHERE STYLE FLOWS

Stone Sink Guide



NOSV-CW

Stone Thickness
2cm - 4cm

Natural Stone
For Strength & Uniqueness

Drain Opening
1.75" Standard

Installation
Above Counter

THANK YOU

We would like to take this opportunity to thank you for choosing Novatto. We hope you are truly satisfied with our product(s) and enjoy it for years to come. As a small business, we learn the most from you, the customer. Please visit the link below and leave us a review with a good, high-resolution image and you could win a \$25 Amazon or Visa gift card.

- It's easy as...
- Go to novatto.com
- Find your product's page
- Scroll 1/2 way down, on the right click the white button "Write a review"
- Review, submit... enjoy!

STONE SINK INFORMATION

Mother Nature's stone has been used for centuries as a building block indoors and out. Today with Novatto's globalization and technology there are plenty of stone materials to choose from for vessel sinks. Novatto's stone sinks are an excellent way to add value to your home no manmade material can ever do.

Each piece of natural stone features its own natural beauty of color, structural character and texture adding a sense of purity, elegance and distinctive look to any design. Natural stone sinks can be used either in powder rooms as a masterpiece or in a master bedroom for everyday use.

TOOLS NEEDED FOR ASSEMBLY

(not included)




Questions, problems, missing parts? Before returning to your retailer, call our Customer Service department at 844.404.4242, 8:00 a.m. - 5 p.m., MT, Monday - Friday. Contact us at: support@novatto.com

NOVATTO
WHERE STYLE FLOWS

Novatto | P: 844.404.4242
support@novatto.com
Novatto.com



INSTALLATION INSTRUCTIONS



Stone Vessel Sinks

Please Note:

- Review and abide by all building and plumbing codes.
- Novatto sinks need to be installed by a professional.
- Some counters require different cutting methods; seek the details of your chosen countertop material.
- Check to make sure the sink is sealed watertight.

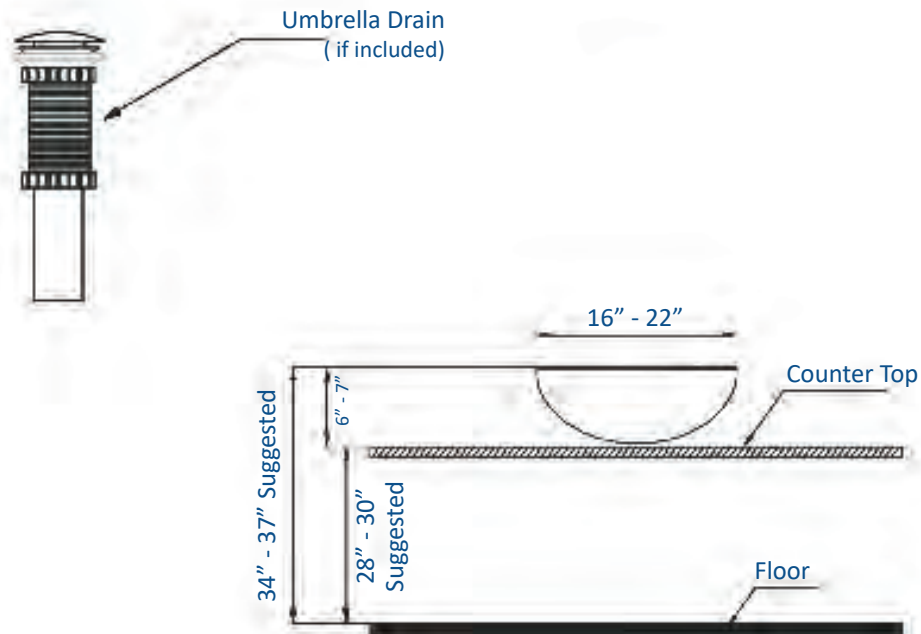
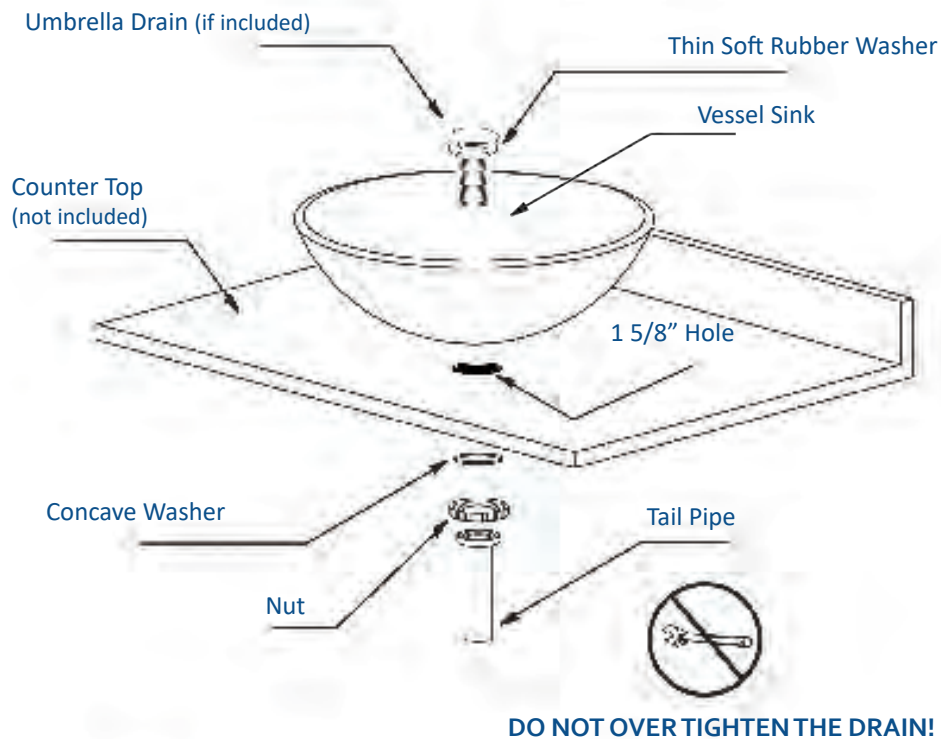
Steps to Complete Your Project

Novatto's vessel sinks can be installed sitting on the countertop or recessed down up to a third or even half of its height. You may want to figure out the ideal sink height you would like your vessel sink to be at. The finished height is a personal preference. Most vanity heights are set at 30"-32". After a vessel sink is mounted on the counter the vessel height will be 34-36 inches.

- **Layout and place** the sink and faucet of your choice in the desired location. Using a pencil, mark the bottom of the sink hole and faucet base. Consider the flow of the faucet when marking the location.
- **Drill the countertop** for the sink drain opening with a 1 5/8" drill bit.
- Place the vessel on top of the counter and make sure the drain fits down inside of the counter. To lower the height of the sink, simply enlarge the hole.
- **Use a bead** of clear silicone to seal between the sink and the counter.
- **Use a level** to ensure the vessel is level in every direction and install the drain.
- **Secure the vessel** to the counter with the fastener on the drain. Be sure to not over tighten the drain assembly. Hand tightening will be sufficient.

When cleaning up after installation, do not use abrasive cleaners. Use soft soap and warm water with a washcloth to clean the surface.

ASSEMBLY



TROUBLESHOOTING TIPS

Issue	Reason	Solution
Sink wobbles or is loose	Drain is loose	Use silicone; tighten Umbrella drain
Does not completely drain	Umbrella drain is too high; wrong seal used	Make sure correct seal is used and is below bevel
Leakage under sink	Drain has come loose	Tighten the fastener under the counter



CARE AND MAINTENANCE

NSFC-AN136BN

Glacier Ice

Glacier Ice (if included) will protect sinks, faucets and shower doors from mineral buildup and hard water spots. This pre-soaked cloth will cover up to 40 sq. feet and is reusable for multiple uses.



Glacier Ice Faucet and Sink professional kit will not only restore sinks, faucets and shower doors from mineral buildup and hard water spots. It will also protect from future corrosion, oxidation, mold and mildew. Great for existing sinks and faucets.



Ultimately, the best way to care and keep your sink like new is to protect it with **Glacier Ice**. This nanotechnology will prevent any hard water spots or oxidation on the sink and faucet. This eco-friendly sealant will seal the pores in the stone preventing any possible staining or moisture absorption.

For everyday cleaning simply use a soft cloth or sponge, soap and warm water. Cleaning on a regular basis will help prevent the development of hard water deposits. We recommend all spills to be wiped up immediately. Do not allow surface deposits of water bi-products such as calcium, salt or detergents build up on the stone sink as it will be difficult to clean.

For a nice glossy shine, seal the sink with **Glacier Ice** or another stone sealant once a year. Polished surfaces are much less porous while unpolished surfaces are generally more porous, making them susceptible to staining and moisture absorption.

Caution: Do NOT use any acidic tile cleaners, ammonia, abrasive or soft paste cleaners. Also vinegar, lemon juice, steel wool or metal brushes should be avoided as this may damage the finish.

FAQs



Protect Your Investment

May I use a drain from another vendor?

Yes, drains from other manufacturers will be compatible with our stone vessel sinks.

Considering these are handmade and from mother nature what differences should I expect?

All of our stone sinks are hand carved from natural stone so variations such as color, size, pattern and veins are common. Stones like onyx and marble will vary more than travertine and granite. Since we manufacture these sinks from one block of stone at a time, it is usually easy to get two similar sinks if need be.

Is a mounting ring needed?

No it is not. They are not necessary.



What is the best way to care for my Novatto stone vessel?

Ultimately, the best way to care and keep your sink like new is to protect it with **Glacier Ice** from Novatto. This will prevent any hard water spots or oxidation on the sink and faucet. Stone sinks can absorb moisture if they are not properly protected. Polished surfaces are much less porous while unpolished surfaces are more porous, making them susceptible to staining and moisture absorption. Novatto stone vessel sinks should be cleaned regularly by using a soft cloth, soap and warm water.

Do your bathroom stone sinks have overflows?

No, none of our stone sinks have overflow holes.

Is the drain included with my purchase?

It may be, we offer our sinks individually or as a combo. Double check your purchase for details. We recommend using an umbrella drain with our stone vessel sinks.

Do I have to seal my stone sink?

For less maintenance and a nice shine, polish your stone sink periodically with **Glacier Ice** or another stone sealant.

Is there a template available for the stone sinks?

Yes, they may be obtained off our website at NovattoInc.com and clicking on your sink model. We always recommend using the actual sink for desired placement before making any cuts in the counter.

NOVATTO
WHERE STYLE FLOWS

More questions? Feel free to contact our technical support team anytime. More info is also available at our website.

Novatto | P: 844.404.4242
support@novatto.com
Novatto.com

WARRANTY

Novatto products have been made under the highest standards of craftsmanship and quality. Due to the natural character of our handcrafted stone products, variations in dimensions, color, surface, hammering, hue, uniformity and finishes are expected and not considered defects. Novatto offers no warranty with respect to the finishes on the stone products. Novatto's stone sinks offer a warranty for defects in workmanship and/or materials for all of our collections when the product was purchased through an authorized Novatto dealer.

Under no circumstance will Novatto Inc. be held responsible for any damage as a result during or after product installation. We will not be responsible for any labor or installation charges, or any other expenses associated with a defective product. Novatto Inc's only responsibility is the replacement, exchange, or repair of a defective product.

If you believe you have a warranty claim, contact Novatto, either through your local Dealer, Plumbing Contractor, Home Center, or by writing: Novatto Inc, Attn.: Product Support, 3533 E. Corona Ave., Phoenix, AZ, 85040, USA. Please be sure to provide all pertinent information regarding your claim, including a complete description of the problem, the product, model number, color, finish, the date the product was purchased and from whom the product was purchased. Also include your original invoice. For other information, or to obtain the name and address of the service and repair facility nearest you, email: support@novatto.com or write to the above address.

**Get the most out
of your Novatto
sink by registering!**

**By registering, you initiate the
Novatto product's warranty.
Plus you will receive helpful
tips, learn of special events
and much more!**

Need more help?

Feel free to contact our technical support anytime at 844.404.4242 or email us at: productsupport@novatto.com. More information is also available at: www.Novatto.com.