

# ASSEMBLY INSTRUCTIONS

MADE IN MALAYSIA

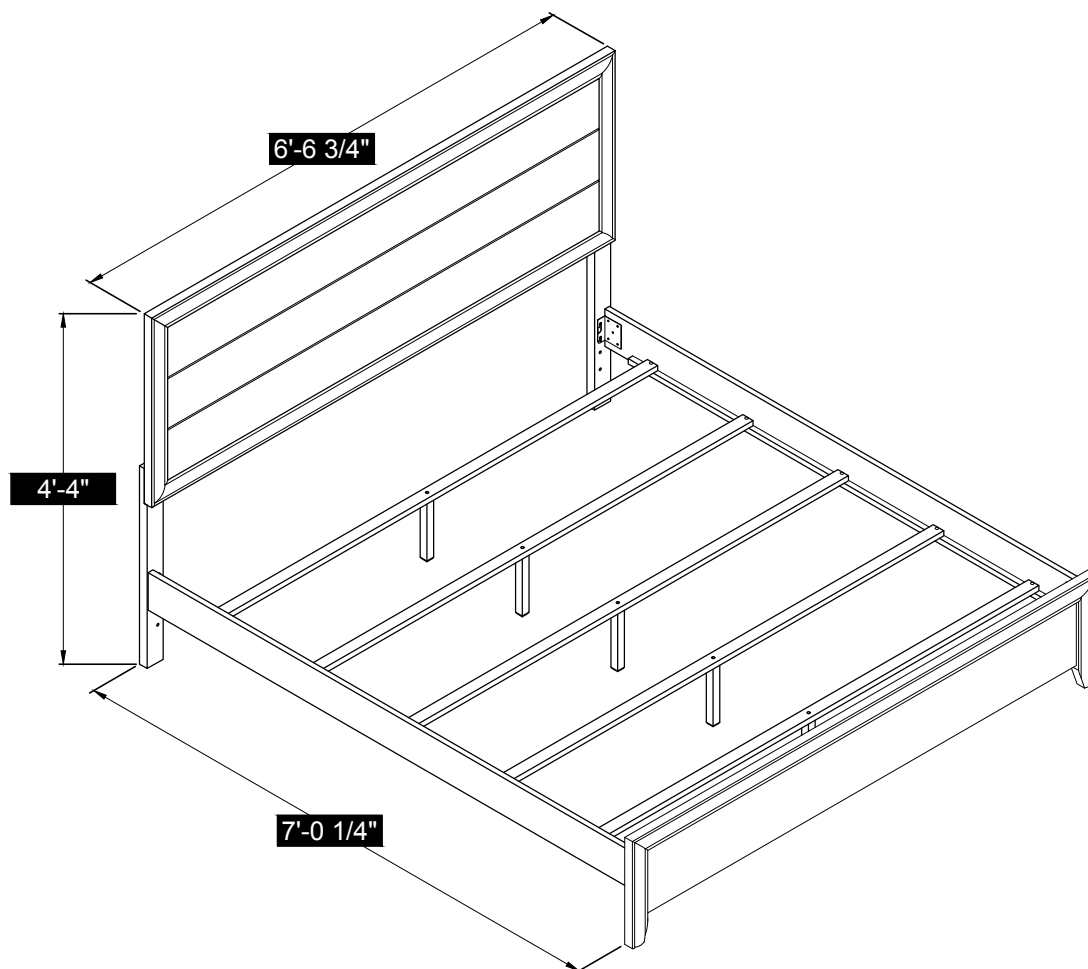
B588-12HB-FB / B588-12R

Thank you for purchasing this quality product. Be sure to check all packing materials carefully for small parts that may have come loose inside the carton during shipment.

**Before you start assembly :** Please read all instructions carefully before beginning the assembly process. It is recommended that 2 peoples work together during assembly to prevent personal injury and to ensure that heavy or cumbersome parts are not damages during the process.

**CAUTION :** For your safety, this product requires two people to lift.

## Assembled Dimensions




60 MINUTES

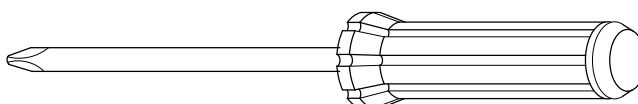
APPROXIMATE ASSEMBLY TIME



2 PERSONS



REQUIRED ASSEMBLY SPACE

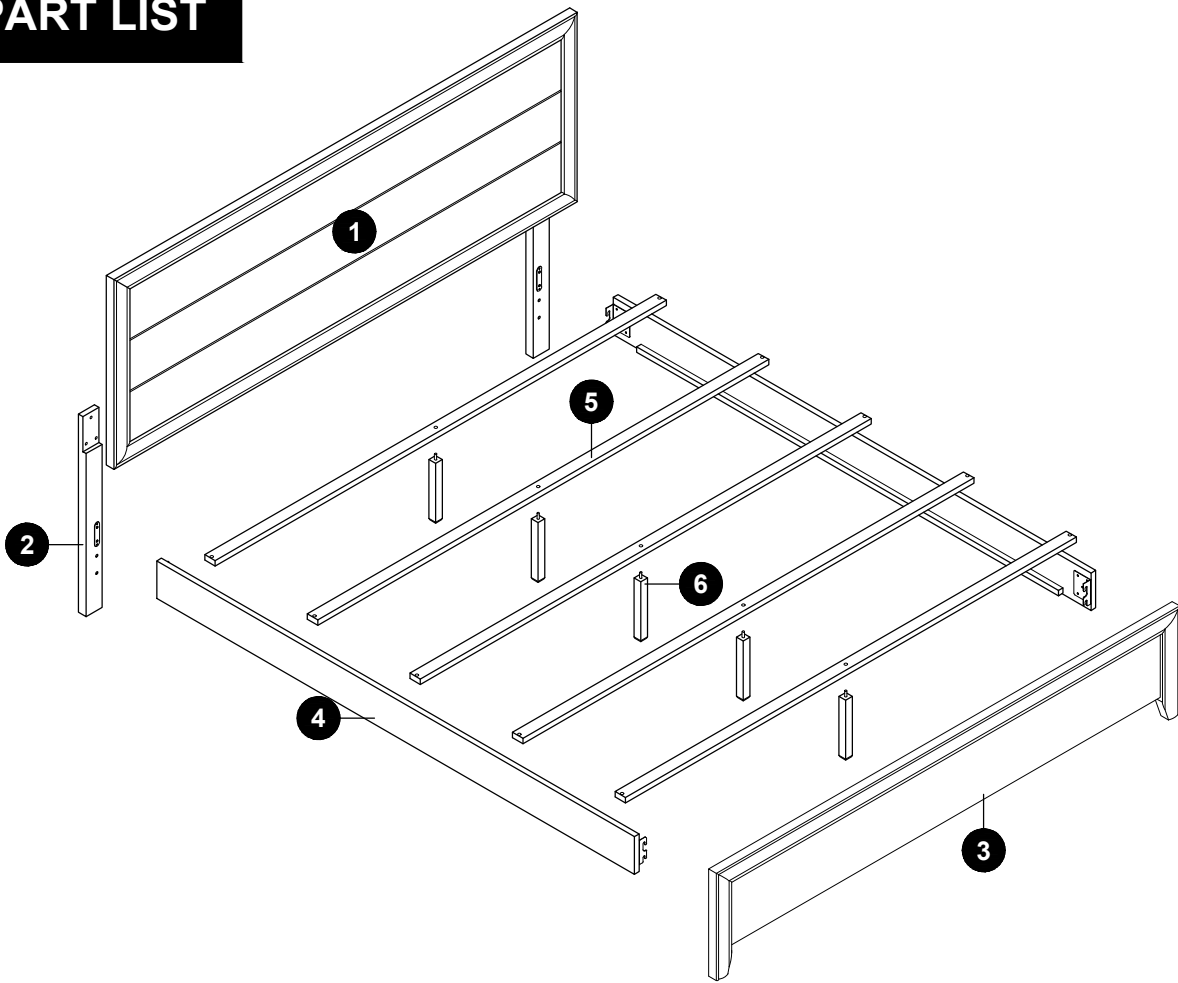


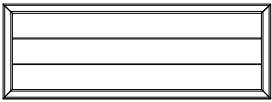
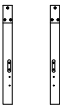




REQUIRED ASSEMBLY TOOLS

NOT PROVIDED

ITEM NO. : B588-12HB-FB / B588-12R

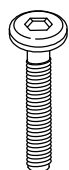
## PART LIST



NO.		PART LIST	QTY
(1)		HEADBOARD	1
(2)		LEG (LEFT & RIGHT)	2
(3)		FOOTBOARD	1
(4)		SIDE RAIL (LEFT & RIGHT)	2
(5)		SLAT	5
(6)		SLAT SUPPORT	5

ITEM NO. : B588-12HB-FB / B588-12R

## HARDWARE LIST



6x  
M6 X 30mm

A  
BOLT



6x  
Ø 1/4"  
B  
SPRING  
WASHER



6x  
Ø 1/4" x 13mm  
C  
FLAT  
WASHER



1x  
M4 x 65mm  
D  
ALLEN KEY



1x  
M5 x 65mm  
E  
ALLEN KEY

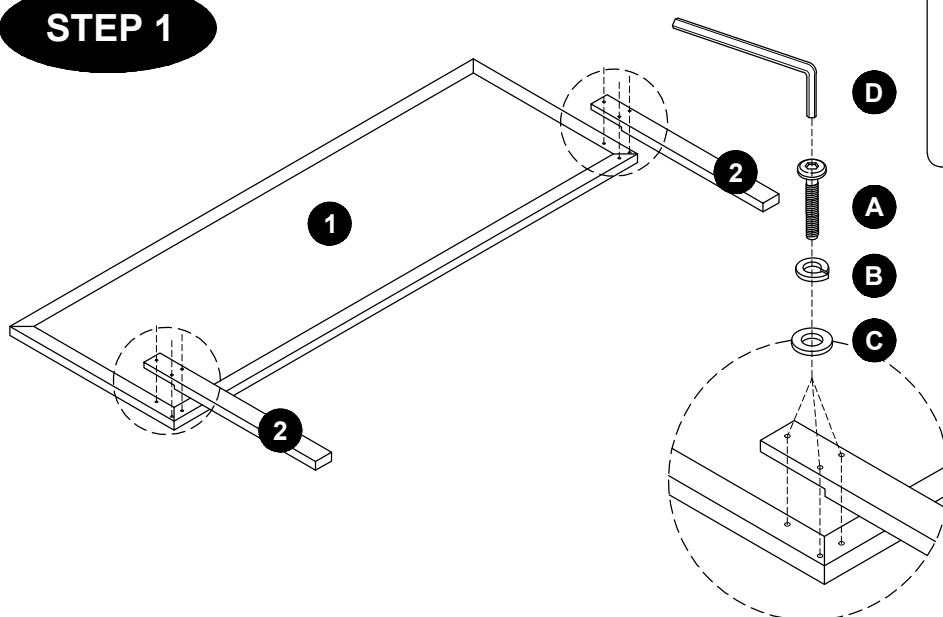
**PACK IN HEADBOARD**



10x  
M4 x 32mm  
F  
SCREW

**PACK IN SIDE RAIL**

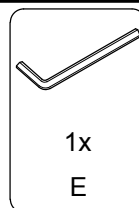
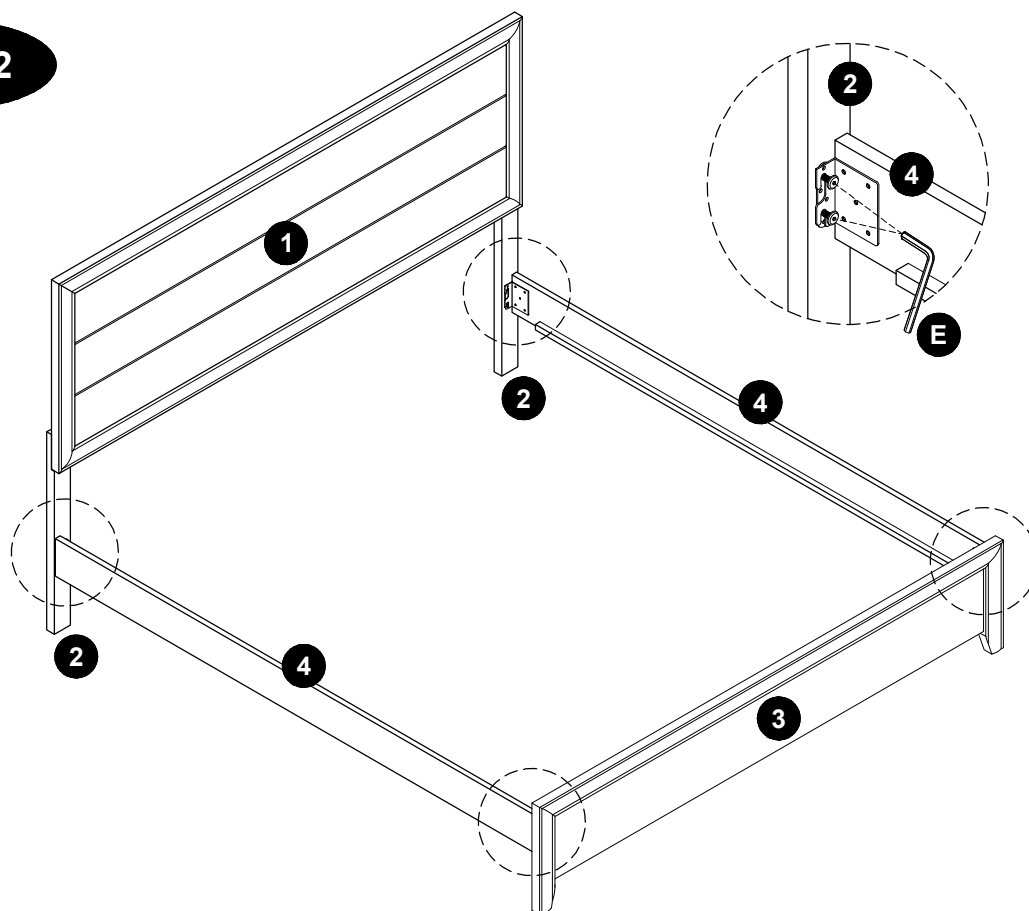
### STEP 1



6x	6x	6x	1x
A	B	C	D

ITEM NO. : B588-12HB-FB / B588-12R

**STEP 2**



**STEP 3**

