



OLYMPIA FAUCETS, INC.
3325 S. Garfield Ave.
Commerce, CA 90040
(888) 772-7701
www.olympiafaucets.com

INSTALLATION

Tools:



Model Number: P-230XB, P-240XB

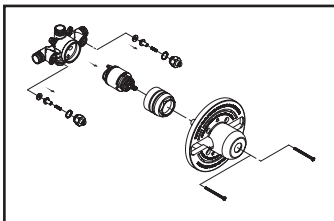
Warnings and Notes:

Check with local plumbing code requirements before installation.
This product should be installed by a local listed plumber.
Do not use plumbers putty on threads.

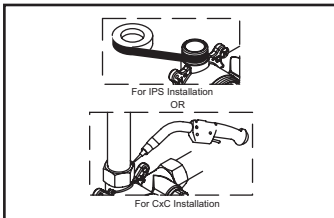


Installation Steps:

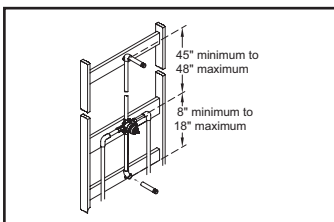
Single Handle Pressure Balance Tub and Shower Valve Set



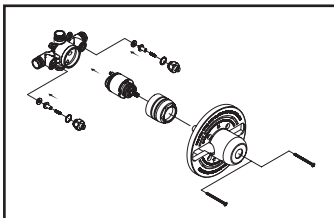
(1) For CXC installation :- Remove all the parts before soldering.



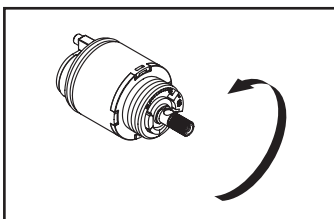
(2) Refer to installation drawing for dimension. Install inlets and outlets connection to the valve. Avoid cross flow connections. Do not install shut off valve to any of the outlets. Cap the tub port or shower port for shower only or tub only installations. For threaded connections do not overtighten.



(3) Important: Do not use PEX or CPVC between the valve and tub spout.
- Distance between valve body and diverter tub spout should be minimum 8" to maximum 18".
- Distance between valve body and showerhead outlet should be minimum 45" to maximum 48".

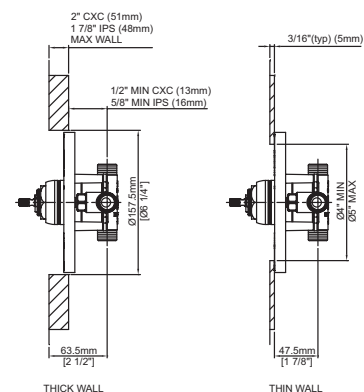


(4) For CXC installation:- Once the inlets and outlets are installed. Carefully replace all the parts. Ensure "UP" marking on cartridge is on top position so cold water flows first. Do not tighten more than 5lbs/inch² while replacing inlet stop assemblies. Overtightening may cause damage to the inlet stop assembly.

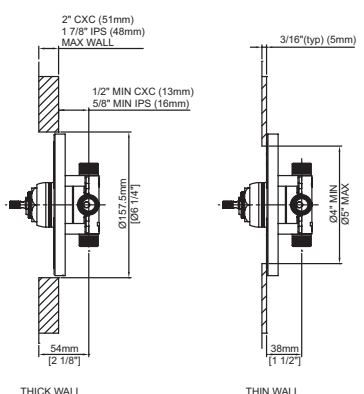


(5) For back to back installation:- Rotate the ceramic cartridge 180 degree. Ensure B to B "UP" marking on cartridge is on top position. Check for any leak before finishing wall.

Installation Drawing P-230XB

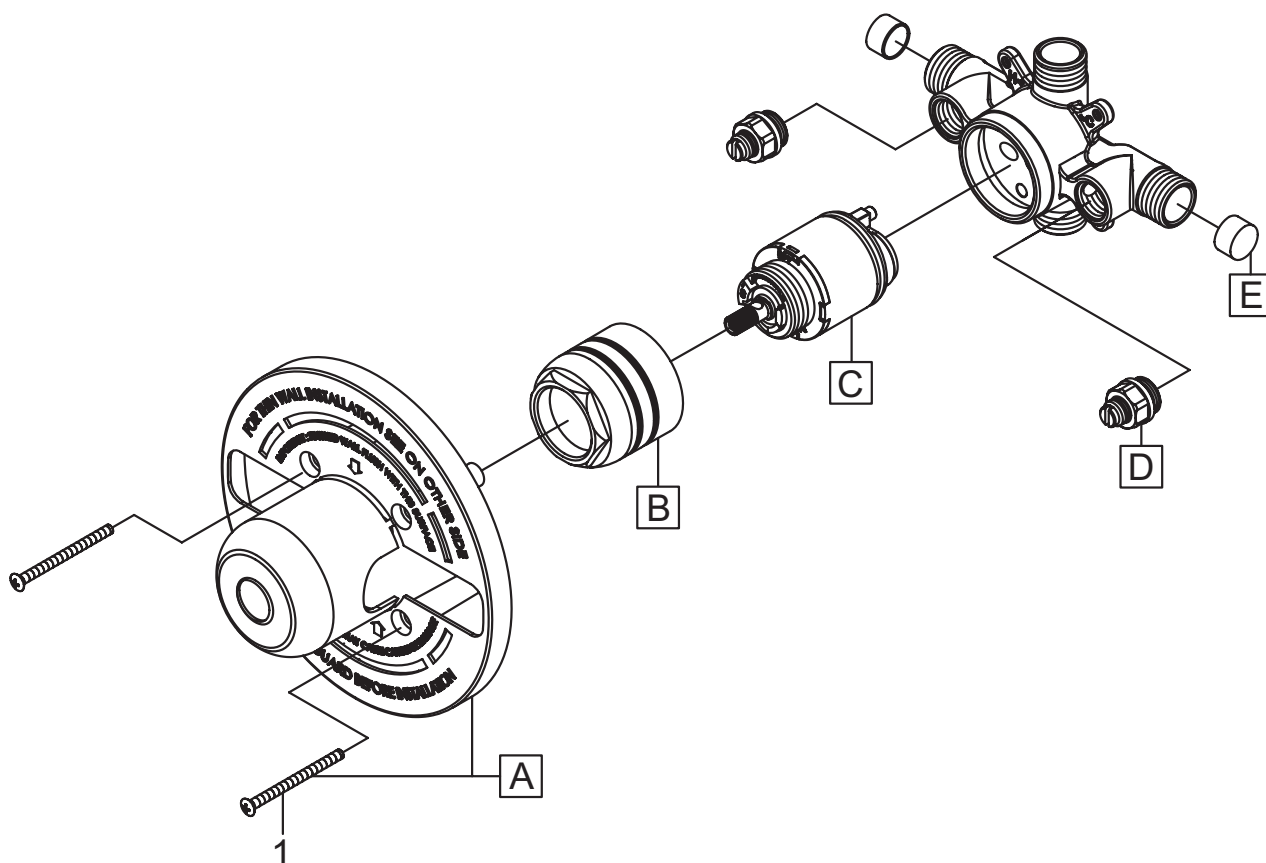


Installation Drawing P-240XB



Exploded Drawing:

	ITEM #	DESCRIPTION
A	OP-440021	Mud Guard
B	OP-440053	Sleeve Nut
C	OP-340009	Ceramic Cartridge & Spool
D	OP-440007	Inlet Stop Assembly
E	OP-440023	Protective Cap
1	OP-440024	Mud Guard Screw



For more care information or trouble shooting inquiries
about your Olympia product, Please call:
OLYMPIA FAUCETS, INC. (888) 772-7701
Monday-Friday 8 AM to 8 PM EST (5 AM to 5 PM PST)
www.olympiafaucets.com