

SAFEVIEW COUNTERTOP

Item# SFV3517A/SFV3517B/SFV3517C
Product dimensions: 24" W x 16" D x 26" H






CARE AND MAINTENANCE

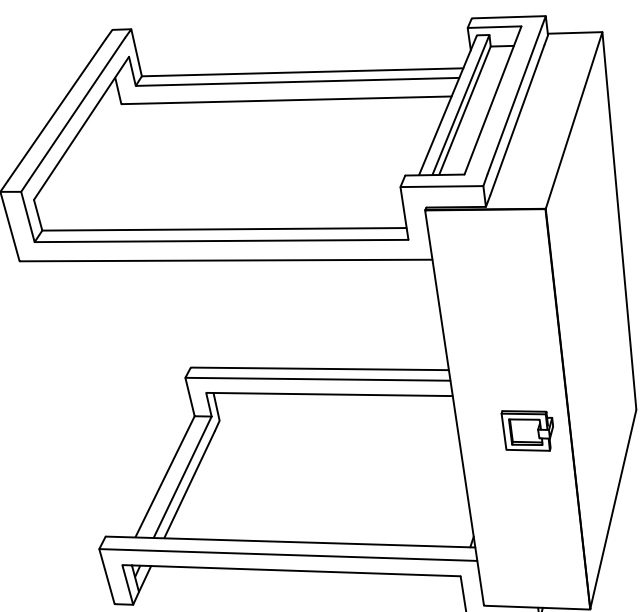
Always use felt pads under all articles to prevent discoloration or softening of the lacquer. Plastic and rubber bases on items can discolor wood. Wipe up spills immediately and avoid common hazards such as hot dishes, harsh solvents and abrasives.Cleaning should be done with a soft lint free cotton cloth dampened with water or furniture polish.On highly used surfaces we recommend applying a quality paste wax which should be used on a regular basis to provide additional protection from scratches and spills. How often you apply the wax depends on how much wear the furniture receives.

NOTICE

- *Please make sure that you have all parts indicated before you begin assembly of this item
- *This item should be assembled on a soft surface to prevent scratching the finish during assembly
- *This item may require periodic tightening

Part List

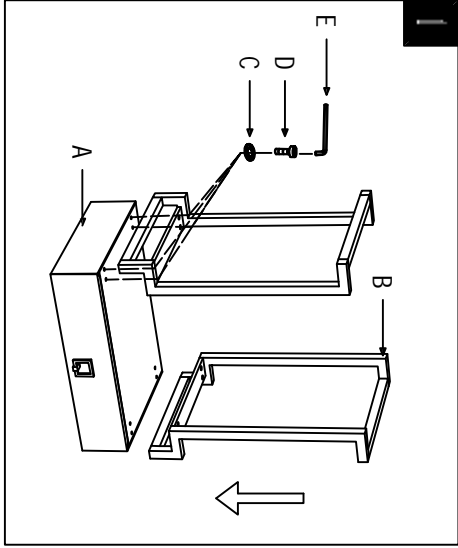
PIECE	DESCRIPTION	PICTURE	QUANTITY
A	SIDE TABLE TOP		1X
B	LEG		2X
C	WASHER		8X
D	BOLT		8X
E	ALLEN WRENCH		1X



PREPARATION

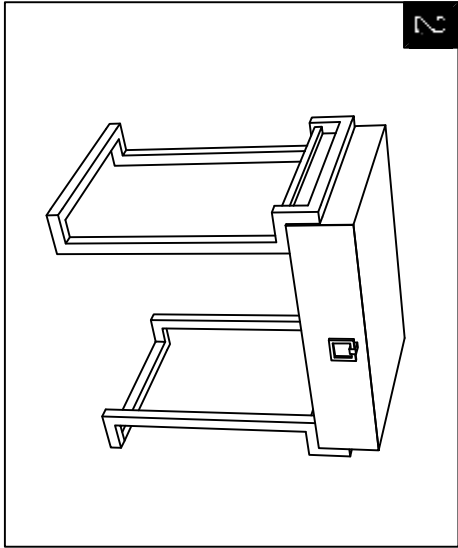
Before beginning assembly of product, make sure all parts are present. Compare parts with package contents list. If any part is missing or damaged, do not attempt to assemble the product.

Estimate Assembly Time: 5 minutes



Step 1

Take all packaging off the side table, screw two legs to the desk top



Step 2

Face side table upright, adjust the legs to make it stable.