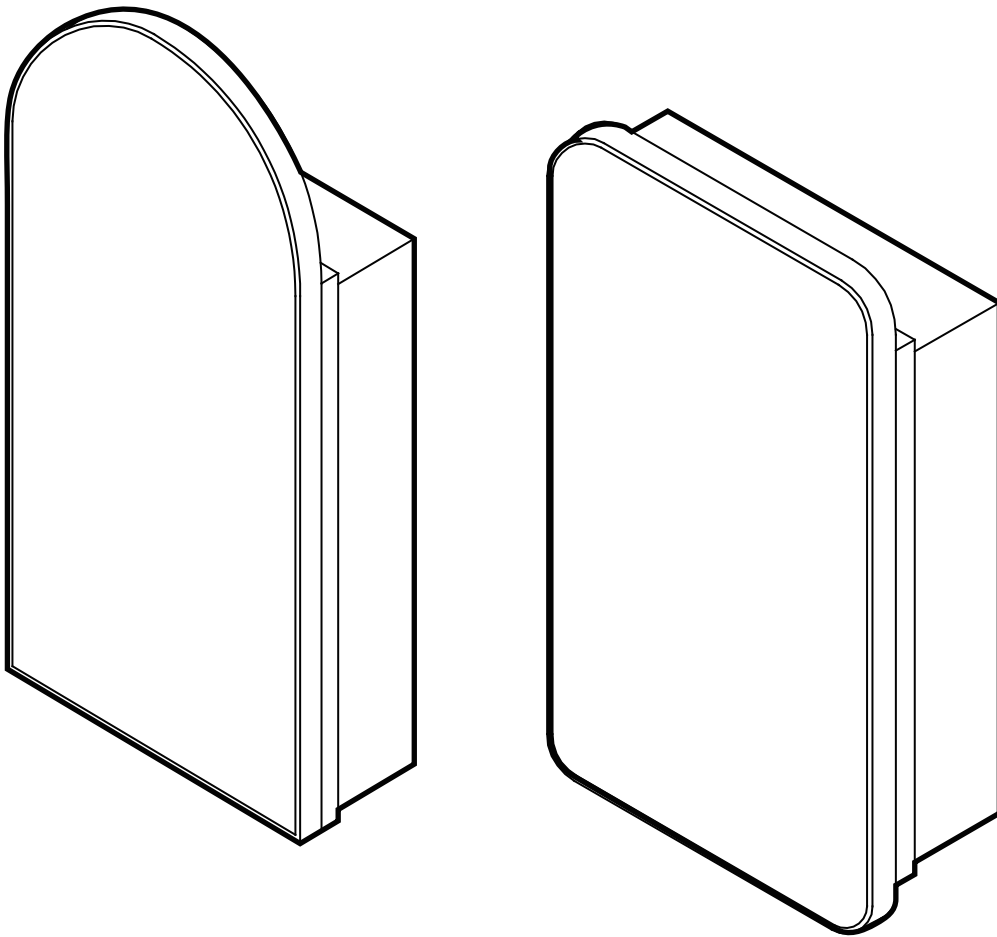


Medicine Cabinet

INSTALLATION INSTRUCTIONS





PRIOR TO INSTALLATION:

- Inspect product to ensure no damages have occurred while in shipping.
- Observe all plumbing and building codes in accordance with your state and local requirements.
- All dimensions are nominal! Be sure to measure your medicine cabinet prior to installation.
- The step-by-step guidelines in the installation instructions are a general reference. Should there be any discrepancies, Swiss Madison cannot be held liable. It is recommended to install all Swiss Madison products by hiring a licensed professional.
- Read installation and maintenance instructions thoroughly before installing. Be sure to use proper tools and always wear proper personal safety accessories for your protection.

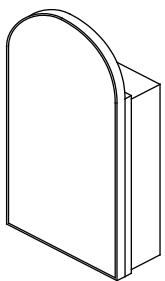
QUESTIONS OR CONCERNS?

Please contact us:

1-434-623-4766

info@swissmadison.com

INCLUDED PARTS:



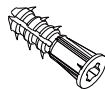
Medicine Cabinet



Shelves



Partition
nails



Rubber plug
screws



Shims



Covers



Screws



Hanging Bracket

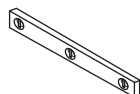
SUGGESTED TOOLS & MATERIALS:



Safety Glasses



Drop Cloth



Level



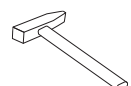
Screwdrivers



Tape Measure



Drill

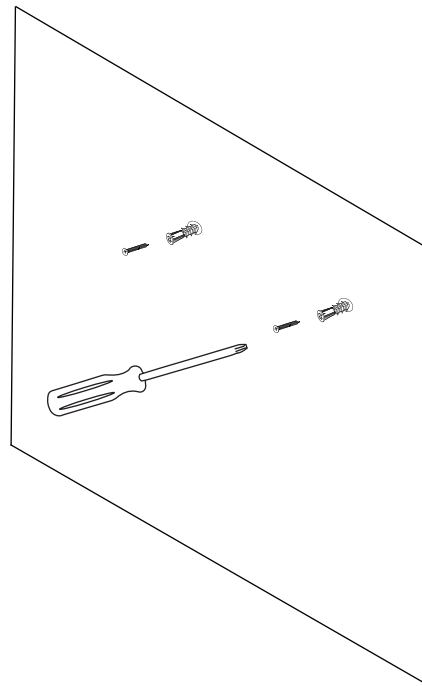
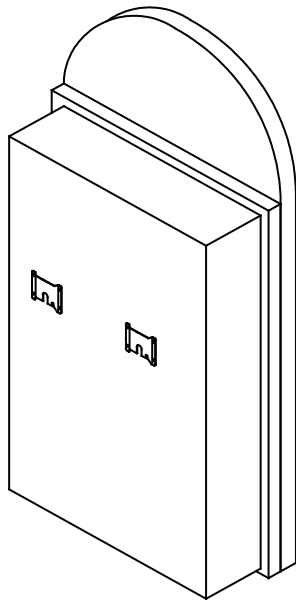


Hammer

1. SURFACE MOUNT INSTALLATION:

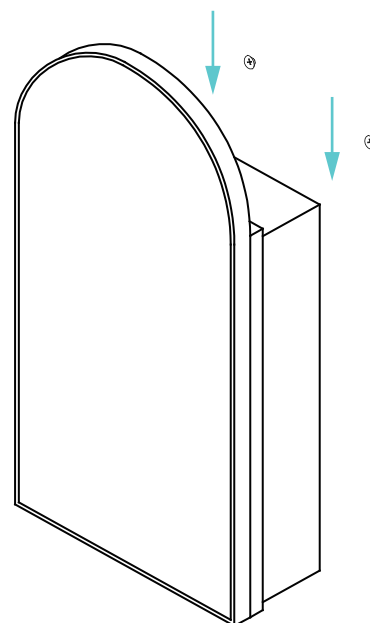
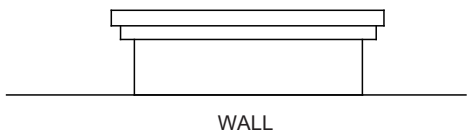
1 Position Cabinet

- Remove the cabinet from the box and inspect for any damages or missing parts.
- Determine the position where the cabinet will be mounted on the wall.
- Mark the hole positions on the wall. Make sure that the marks are level and line up with the medicine cabinet brackets.
- Drill holes according to the marks.



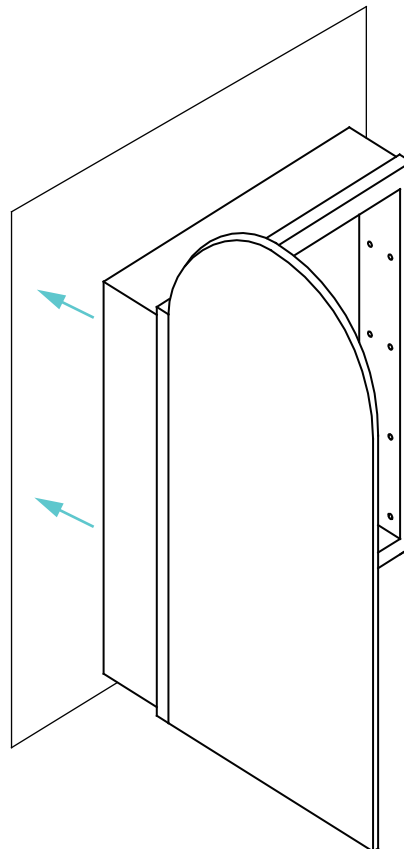
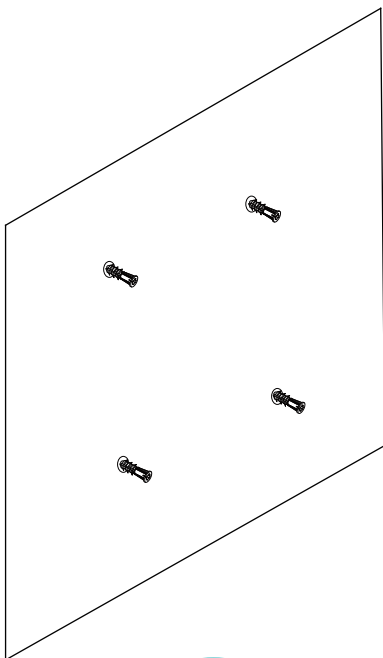
2 Secure Cabinet

- Insert anchors into pre-drilled holes.
Secure cabinet to the wall.

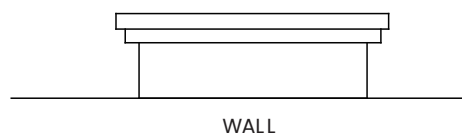
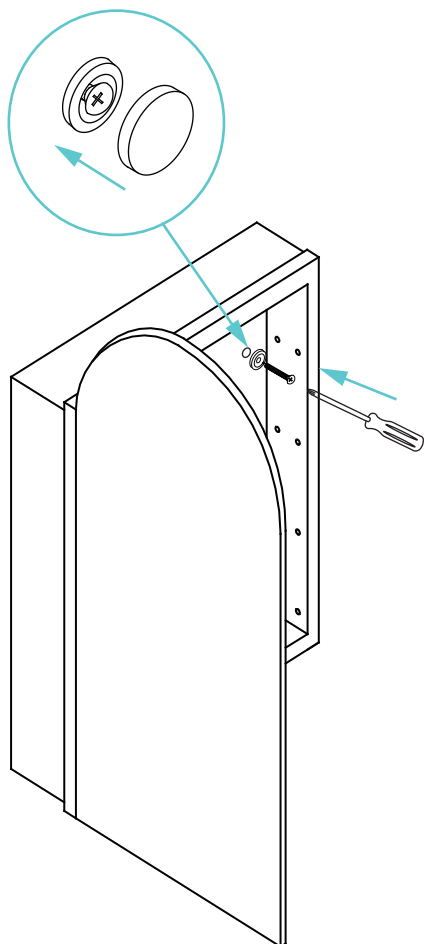


2. SURFACE MOUNT INSTALLATION:

1

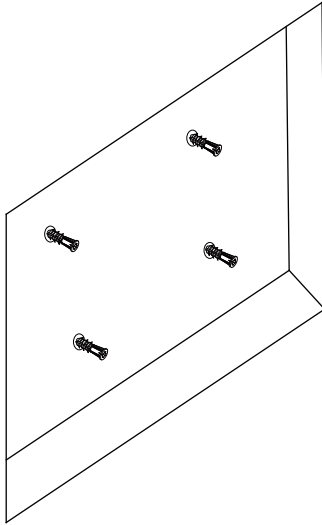


2

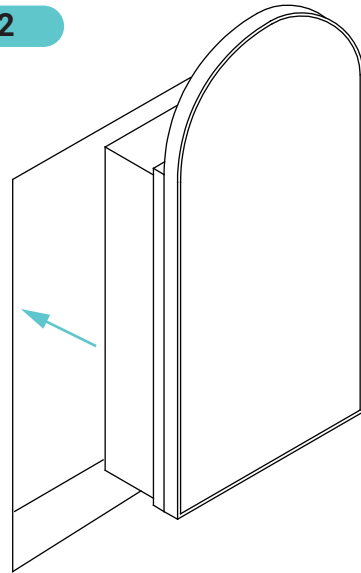


RECESS MOUNT INSTALLATION:

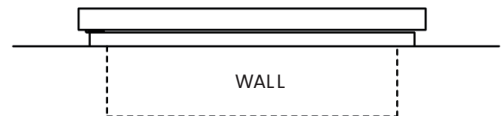
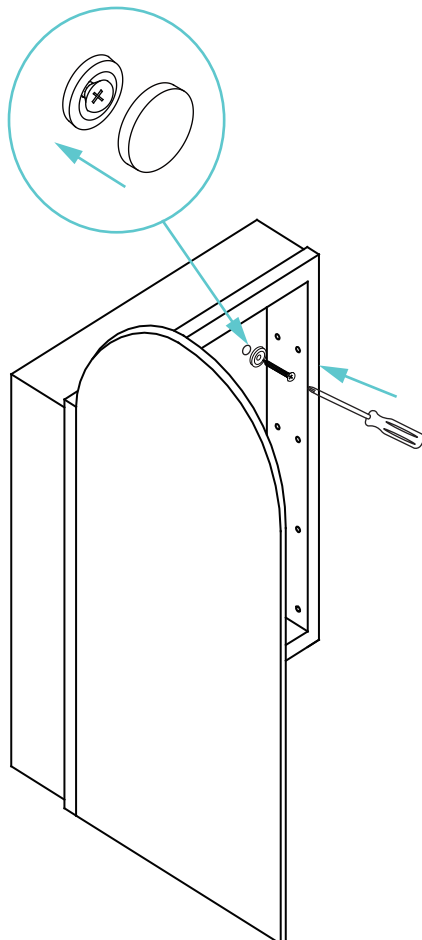
1



2



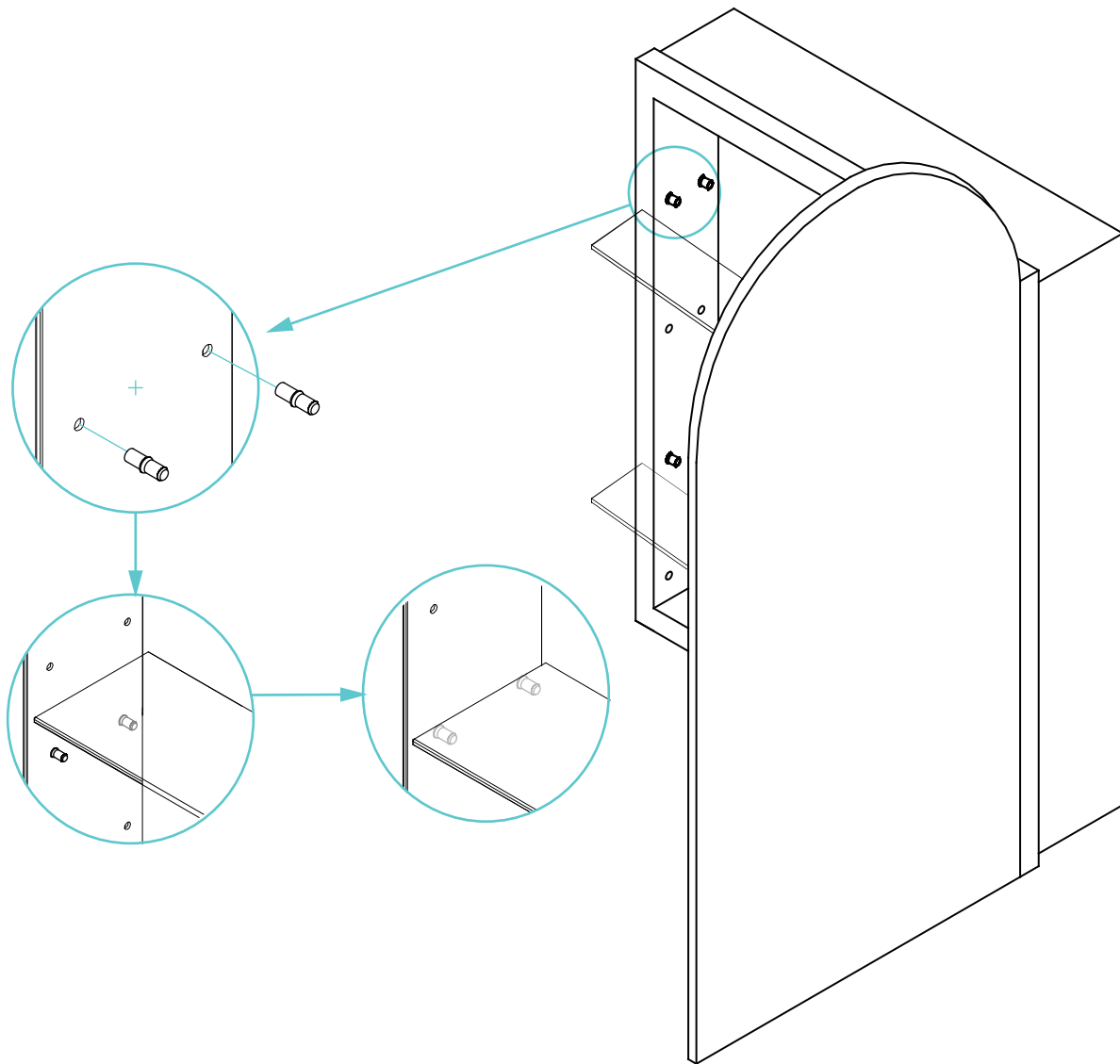
3



4 Install Shelves

- Insert shelf holders into the holes on each side of the inner cabinet according to your desired shelf positions, then place the shelves onto the holders.

NOTE: Double check your desired shelf height before inserting shelves because removal of locking shelf clips may be difficult.



ONE YEAR LIMITED WARRANTY

Swiss Madison® products are made with quality materials and excellent craftsmanship to provide our customers with beautiful, durable, long-lasting products. Should there be any defects in materials or craftsmanship under regular use that are discovered within the first year of installation, Swiss Madison® will provide replacement parts at no charge, or at its discretion, replace any product or part of the product that is deemed defective, under normal installation, use, service or maintenance. This warranty applies only to the original purchaser. Proof of purchase will be required in the instance of a claim.

Swiss Madison® recommends all installations of Swiss Madison® products to be conducted by a licensed, professional plumber or contractor. Swiss Madison® will not be held responsible for any damage or product failure due to improper installation, misuse, or failure to utilize a licensed professional for installation. Swiss Madison® is not responsible for any installation or removal costs.

THIS ONE YEAR LIMITED WARRANTY WILL BE VOIDED IF:

- The installation recommendations were not followed by the installer
- The product has been moved from its initial place of installation
- The product has in any way been modified from its packaged state
- The product has been subjected to improper maintenance, abuse, misuse, excessive use of chemicals, accidents, or other damages, etc.

Swiss Madison® makes no implication that its products comply with any local building or plumbing codes. It is the consumer's responsibility and obligation to determine local code compliance prior to and during installation. This warranty extends only to the original purchaser and first consumer.

Swiss Madison® is not responsible for any special, incidental or consequential damages associated with the installation, replacement, return or use of the original purchaser's product. This includes, but is not limited to: freight costs, labor, travel time, lost profit, home damages and other contingent liabilities and costs (including, without limitation, costs associated with 'professionals' or 'experts', investigations, audits, analyses, attorneys and any other professional/hired services).

The Swiss Madison® warranty is a comprehensive and explicit limit of liability. All items not disclosed within the warranty are not addressable within the responsibility of Swiss Madison®. Certain states have variances regarding implied warranties; in those situations, we remain fully compliant.

QUESTIONS OR CONCERNS?

Please contact us directly at 1-434-MADISON (623-4766)



WARNING:

Contents of your order may contain sharp and possibly other harmful pieces and may cause hazard to children and adults. Swiss Madison® is not responsible in any way for personal damages.