







# ASSEMBLY INSTRUCTION

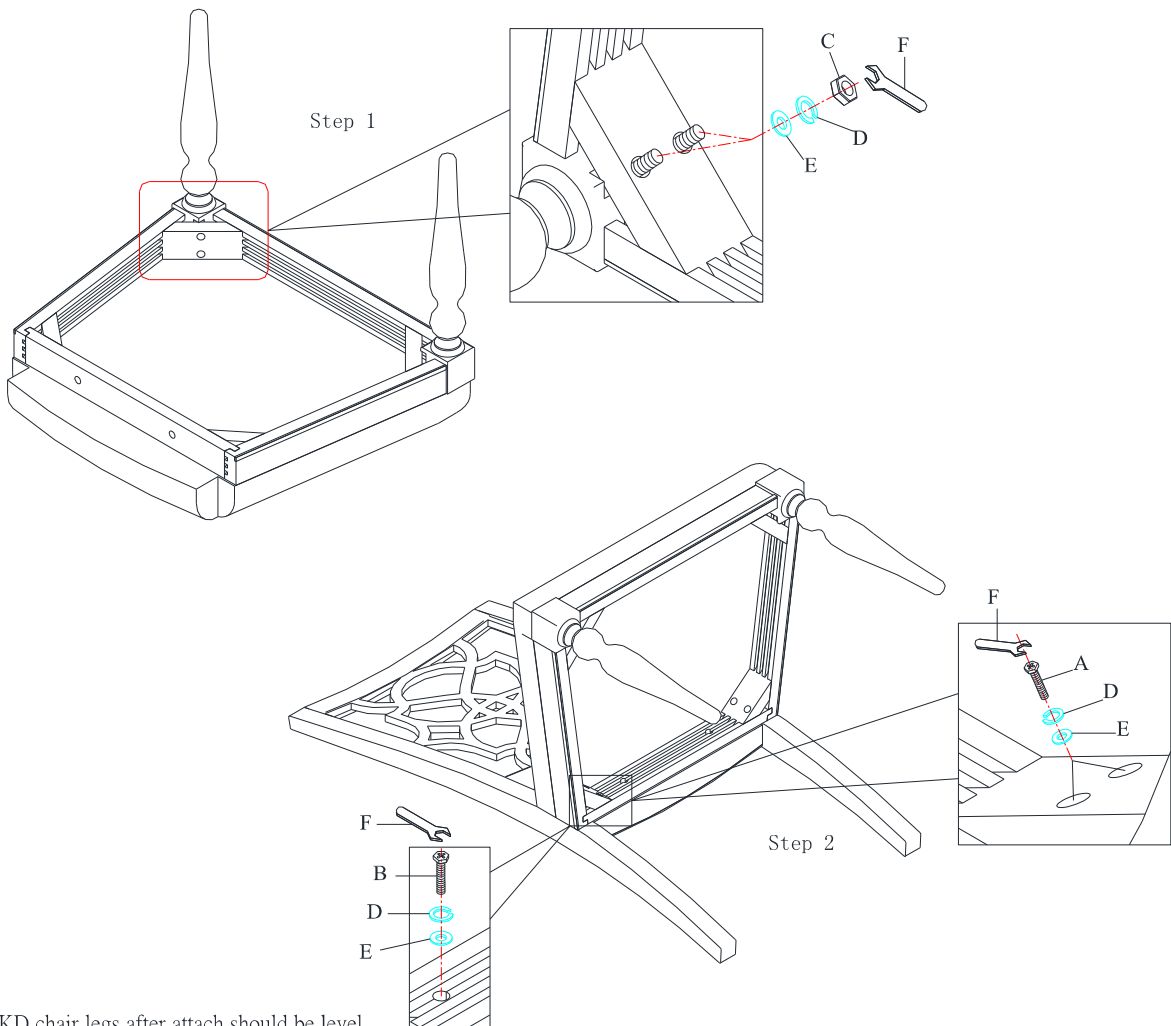

Item: 5900-75410 FRET BACK SIDE CHAIR

Thank you for purchasing this quality product. Be sure to unpack carefully looking for small parts which may have come loose during shipment.

Read all instruction and study the drawing carefully before starting the assembly process.

HARDWARE PACK

NO	DRAWING	DESCRIPTION	SIZE	Q'ty
A		Bolt	ϕ5/16"*3"	4pcs
B		Bolt	ϕ5/16"*1-3/4"	2pcs
C		Nut	ϕ5/16"	4pcs
D		Lock Washer	ϕ5/16"	10pcs
E		Flat Washer	ϕ5/16"*19D	10pcs
F		Open Wrench	13mm	1pc



All KD chair legs after attach should be level before tightening the bolts.