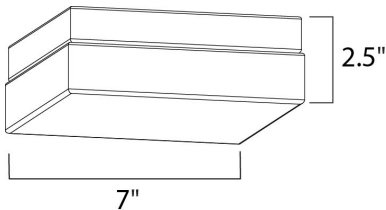




PRODUCT DESCRIPTION

Sold blocks of glass clear on the outside and coated White on the inside provided an interesting 3D effect. This glass is supported by metal frames finished in Bronze or Satin Nickel, which house a powerful LED light.





MEASUREMENTS

DIMENSION : 7" L x 7" W x 2.5" H
HANGING WEIGHT : 6.1 lb

LAMPING

INPUT VOLTAGE : 120V
LUMENS : 1,600 Rated
BULB : 1 x 15W LED PCB Integrated , 15W Total
BULB INCLUDED : (Integrated)
DIMMABLE : Triac CL
CRI : 80+ CRI
COLOR_TEMP : 3000K

FINISHES OPTION

 Bronze
 Satin Nickel

GLASS

Clear and White CLWT

MATERIAL

Steel, Glass

RATINGS

cETLus
Dry Location



ADDITIONAL

RATED LIFE 40000 Hours
OPERATING TEMPERATURE:
-20°C (-4°F), 40°C (104°F)

Always consult a qualified electrician before installing any lighting product.



WESTERN DISTRIBUTION CENTER (HEADQUARTER)
253 NORTH VINELAND AVE | CITY OF INDUSTRY, CA 91746

EASTERN DISTRIBUTION CENTER
4200 SHIRLEY DR. | ATLANTA, GA 30336

P. 626.956.4200 | F. 626.956.4225 | maximlighting.com