

Features

- For use in bath/shower and shower only installations.
- Designed for new installations or retrofit to replace an existing installed shower arm.
- For use with temperature/volume control mixing valve (not supplied).
- For use with Kohler handshowers and shower hoses.

Material

- Premium metal construction.
- KOHLER finishes resist corrosion and tarnishing.

Installation

- Wall-mount
- Installs in less than 60 minutes without changes to in-wall plumbing (subject to condition of existing installation).

Optional Products/Accessories

K-8593 72" Shower Hose
K-9514 60" Shower Hose
K-45981 72" ribbon hose
K-45982 60" ribbon hose
1194630 1/2" NPT Deep Rough-in Kit
1187917 1/2" NPT Shallow Rough-in Kit
1194302 Large Escutcheon/Mounting Collar Kit



ADA

CSA B651

OBC

Codes/Standards






ASME A112.18.1/CSA B125.1
ADA
ICC/ANSI A117.1
CSA B651
OBC

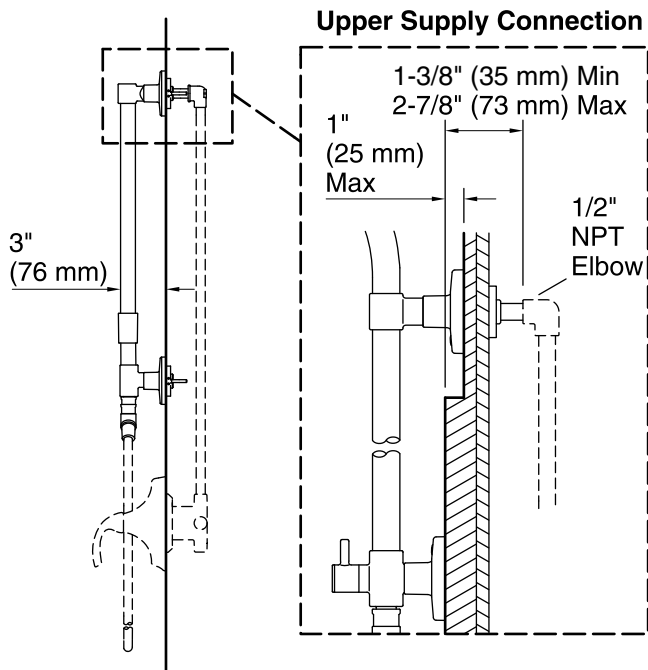
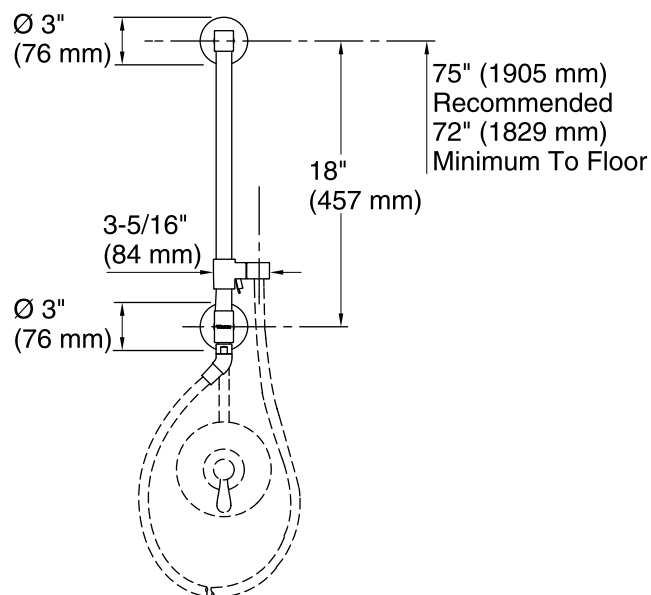
KOHLER® Faucet Lifetime Limited Warranty

See website for detailed warranty information.

Available Colors/Finishes

Color tiles intended for reference only.

Color	Code	Description
	CP	Polished Chrome
	SN	Vibrant® Polished Nickel
	BN	Vibrant® Brushed Nickel
	BV	Vibrant® Brushed Bronze
	2BZ	Oil-Rubbed Bronze



NOTE: Valve trim and hose illustrated for dimensioning only, not included in the product.

Technical Information

All product dimensions are nominal.

Notes

Install this product according to the installation guide.

Order deep roughing-in kit 1194630 if the distance from the elbow to the finished wall surface is between 2-7/8" (73 mm) to 4" (102 mm).

Order shallow roughing-in kit 1187917 if the distance from the elbow to the finished wall surface is less than 1-3/8" (35 mm).

A 3" (76 mm) escutcheon/mounting collar is supplied to fit a 1" (25 mm) to 1-1/4" (32 mm) supply connection hole diameter. Order 1194302 large escutcheon/mounting collar kit if the supply connection hole diameter is between 1-1/4" (32 mm) to 2-1/4" (57 mm).

ADA, OBC, CSA B651 compliant when installed to the specific requirements of these regulations.