

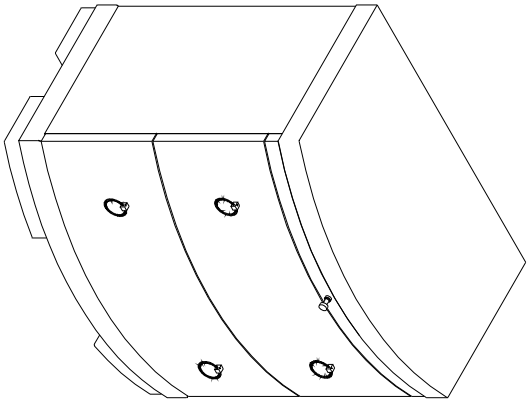


PARTS LIST / LISTE DES PIÈCES / LISTA DE PIEZAS

ITEM NO. / NO D'ARTICLE / ARTICULO NO : P331140

DESCRIPTION / DESCRIPCION : NIGHTSTAND/ TABLE DE CHEVET/ MESA DE NOCHE

| | |
|---|--|
| ⚠ WARNING | |
|  | Children have died from furniture tipover. To reduce the risk of furniture tipover: • NEVER put a TV on this product. • NEVER allow children to stand, climb or hang on drawers, doors, or shelves. • NEVER open more than one drawer at a time. • Place heaviest items in the lowest drawers. This is a permanent label. Do not remove! |
|  | |



A

- x1 Furniture Tipping Restraint *
- x1 Systeme antibasculement
- x1 Control para evitar vûlcos

* Replaceable Part



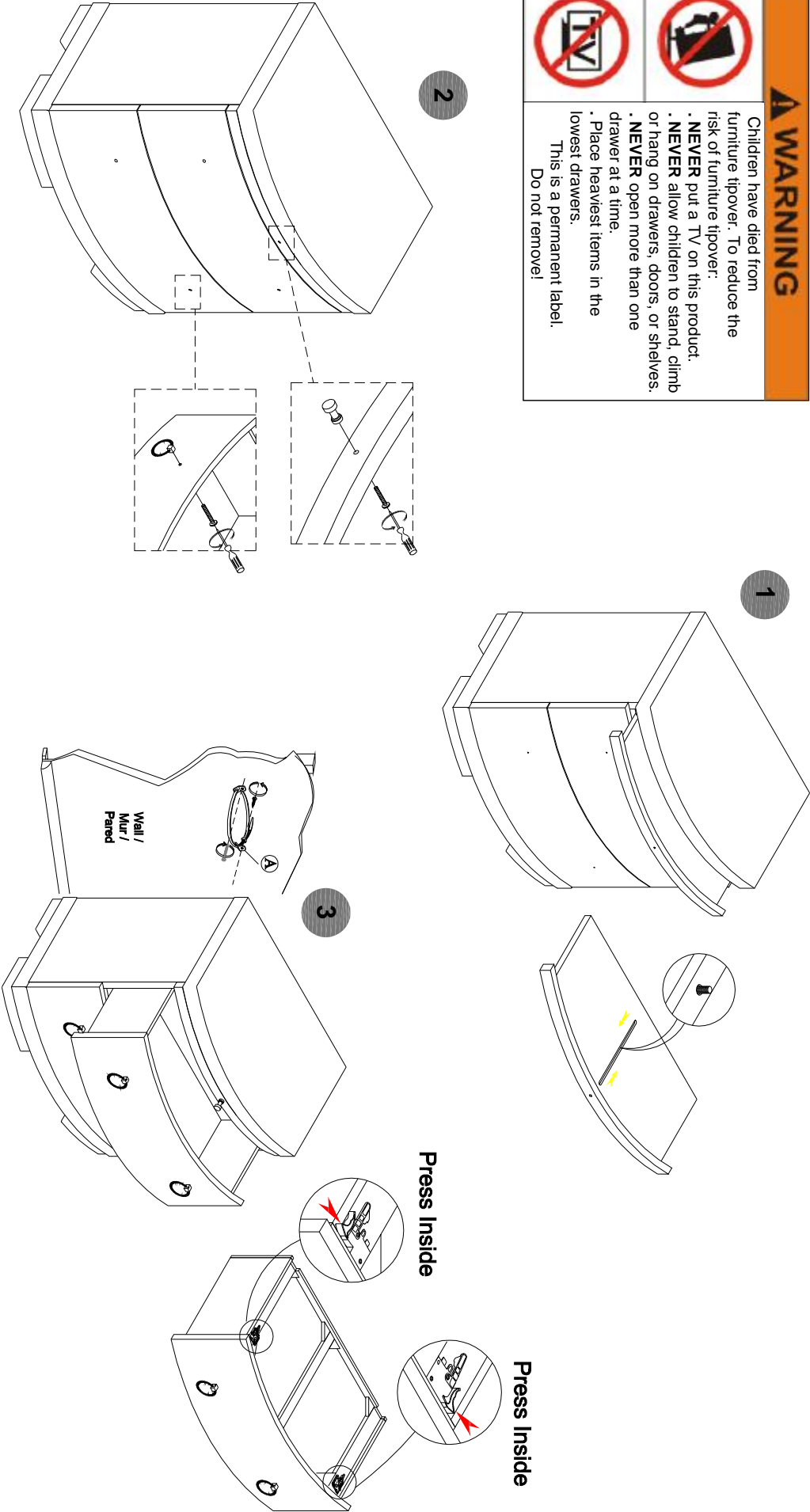
ASSEMBLY INSTRUCTIONS / NOTICE DE MONTAGE / INSTRUCCIONES DE MONTAJE

ITEM NO. / NO D'ARTICLE / ARTICULO NO : P331140

DESCRIPTION / DESCRIPCION : NIGHTSTAND/ TABLE DE CHEVET/ MESA DE NOCHE



⚠ WARNING
Children have died from furniture tipover. To reduce the risk of furniture tipover:
• **NEVER** put a TV on this product.
• **NEVER** allow children to stand, climb or hang on drawers, doors, or shelves.
• **NEVER** open more than one drawer at a time.
• Place heaviest items in the lowest drawers.
This is a permanent label. Do not remove!



* Replaceable Part



REPLACEABLE PART / PARTIE REMPLAÇABLE / PARTE REEMPLAZABLE
ITEM NO. / NO D'ARTICLE / ARTICULO NO : P331140
DESCRIPTION / DESCRIPCION : NIGHTSTAND/ TABLE DE CHEVET/ MESA DE NOCHE

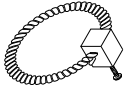
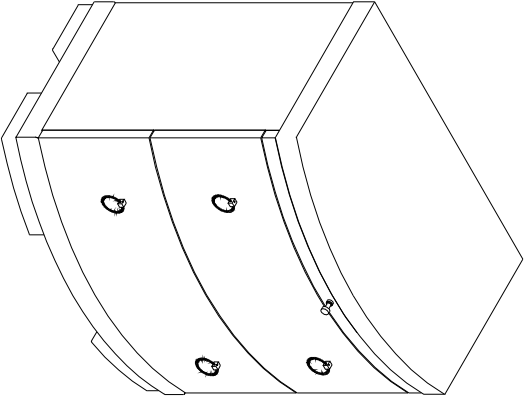


⚠ WARNING

Children have died from furniture tipover. To reduce the risk of furniture tipover:

- **NEVER** put a TV on this product.
- **NEVER** allow children to stand, climb or hang on drawers, doors, or shelves.
- **NEVER** open more than one drawer at a time.
- Place heaviest items in the lowest drawers.

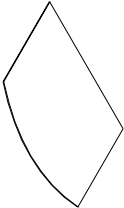
This is a permanent label. Do not remove!



x4 RP331140-PULL- Pull with screw *
Poignée + Vis
Tirador + Tornillo



x1 RP331140-KNOB-Knob + Screw *
Poignée + vis
Tirador + Tornillo



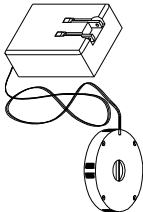
x1 RP331140-FELT -Removable Felt *
Feutre
Feltro



x4 RC-FG-WHITE-White Leveler *
Patin réglable
Nivelador



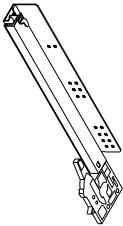
x1 RC-ANTI-TIP- Anti-tipping Restraint *
Liste des pièces de quincaillerie antibasculement
Lista del kit de materiales antivuelco



x1 RP331140-POWER - Wireless charger *
Chargeur sans fil
Cargador inalámbrico



x1 COMGLIDE-10-45-Glide 10inch 45mm *
Tiroir Glide
Deslizamiento del cajón



x1 COMGLIDE-10-Top drawer glide 10in *
Tiroir glide
Deslizamiento del cajón

* Replaceable Part

Protect Your Wood or Laminate Flooring

* This statement applies to any floor without carpet.

If not careful, all furniture including upholstery and case pieces can scratch, scuff and even gouge floors. The recommendation is to have felt, rubber pads or area rugs under furniture on flooring without carpet.

Moving your furniture

Pushing and dragging furniture over floor without carpet can lead to scratches and scuffs. Have someone help when moving the larger pieces of furniture by lifting, try using a dolly or moving pads.

Felt and rubber pads

Applying furniture pads to the feet of furniture helps cushion contact points. Furniture pads can be found at local hardware stores. Felt pads slide easily across the floor, making them ideal for dining chairs and other pieces that move with use. Rubber pads will help furniture stay in place and are perfect for larger pieces, like sofas and loveseats.

Area rugs and rug pads

Using an area rug under furniture is another way to protect your floor from scratches and scuff marks. A rug pad under the area rug will provide extra cushion and added protection.

*** Replaceable Part**