



**HOOKER**  
— FURNITURE —









# ASSEMBLY INSTRUCTION

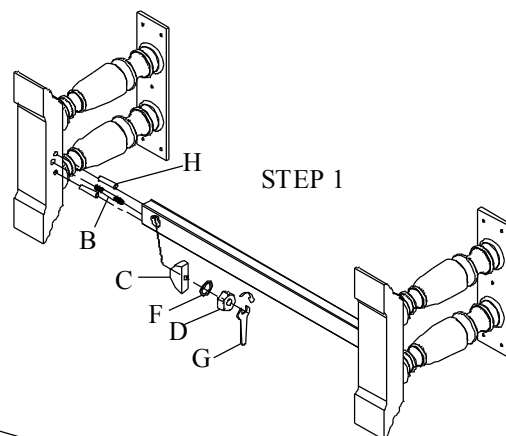
Item: 5374-75207 Trestle Dining Table  
w/2-18in Leaves

Thank you for purchasing this quality product. Be sure to unpack carefully looking for small parts which may have come loose during shipment.

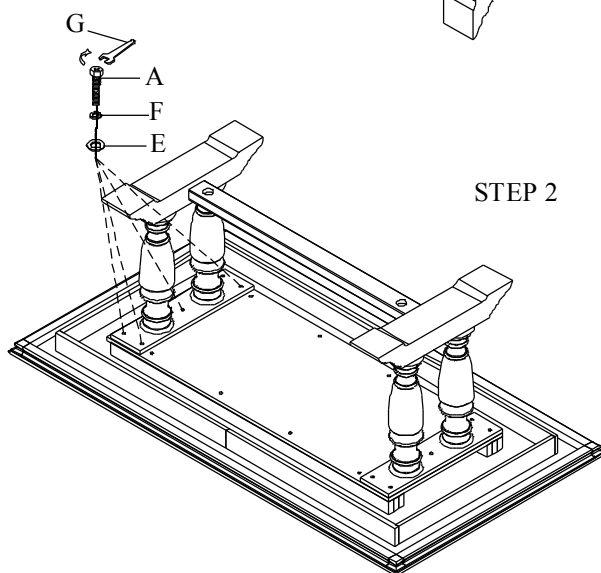
Read all instruction and study the drawing carefully before starting the assembly process:

## HARDWARE PACK

NO	DRAWING	DESCRIPTION	SIZE	Q'TY
A		BOLT	$\Phi 5/16" \times 1-3/4"$	10pcs
B		THREADED ROD	$\Phi 5/16" \times 4-1/2"$	2pcs
C		CURVED WASHER	L32*13*8	2pcs
D		NUT	$\Phi 5/16" \times 12$	2pcs
E		FLAT WASHER	$\Phi 5/16" \times 19 \times 2$	10pcs
F		LOCK WASHER	$\Phi 5/16" \times 12 \times 3$	12pcs
G		WRENCH	12mm	1pc
H		DOWEL WOOD	$\Phi 10 \times 40$	4pcs



STEP 1



STEP 2

TABLE LOCK  
Closed position

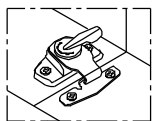
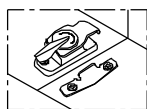
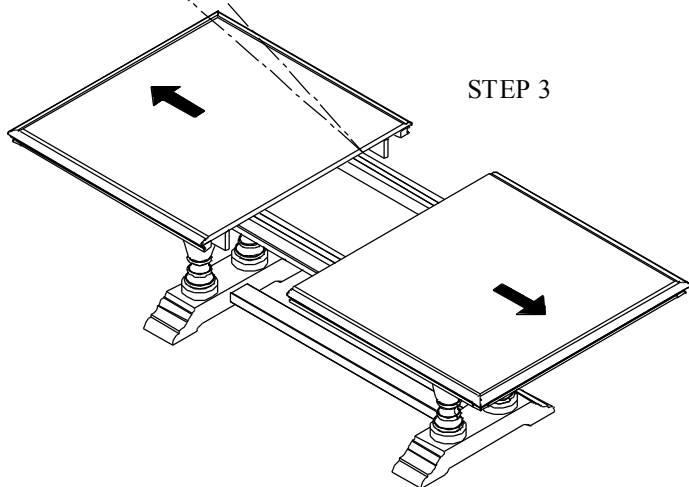


TABLE LOCK  
Open position



STEP 3



STEP 4

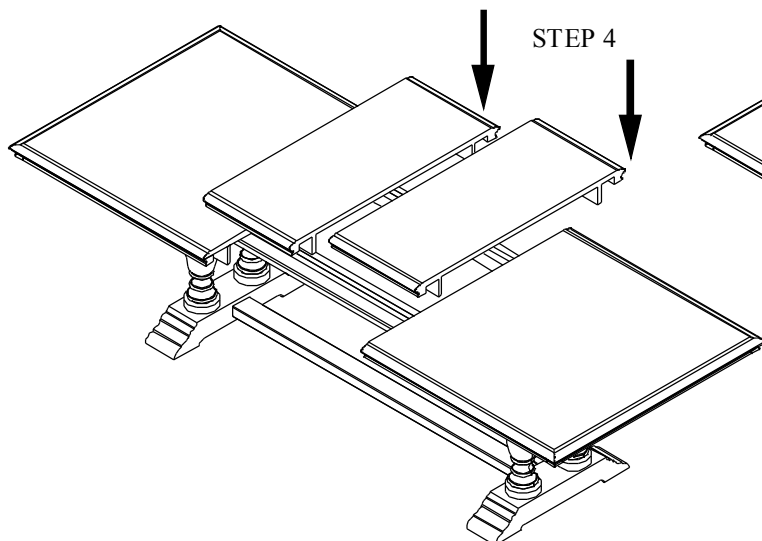


TABLE LOCK  
Open position

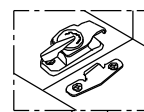
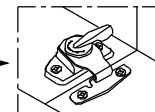


TABLE LOCK  
Closed position



STEP 5

