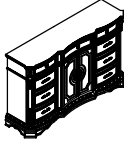

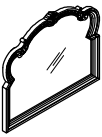

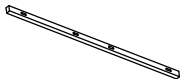






ASSEMBLY INSTRUCTION FOR ACME FURNITURE

MODEL: #26937 / #26938

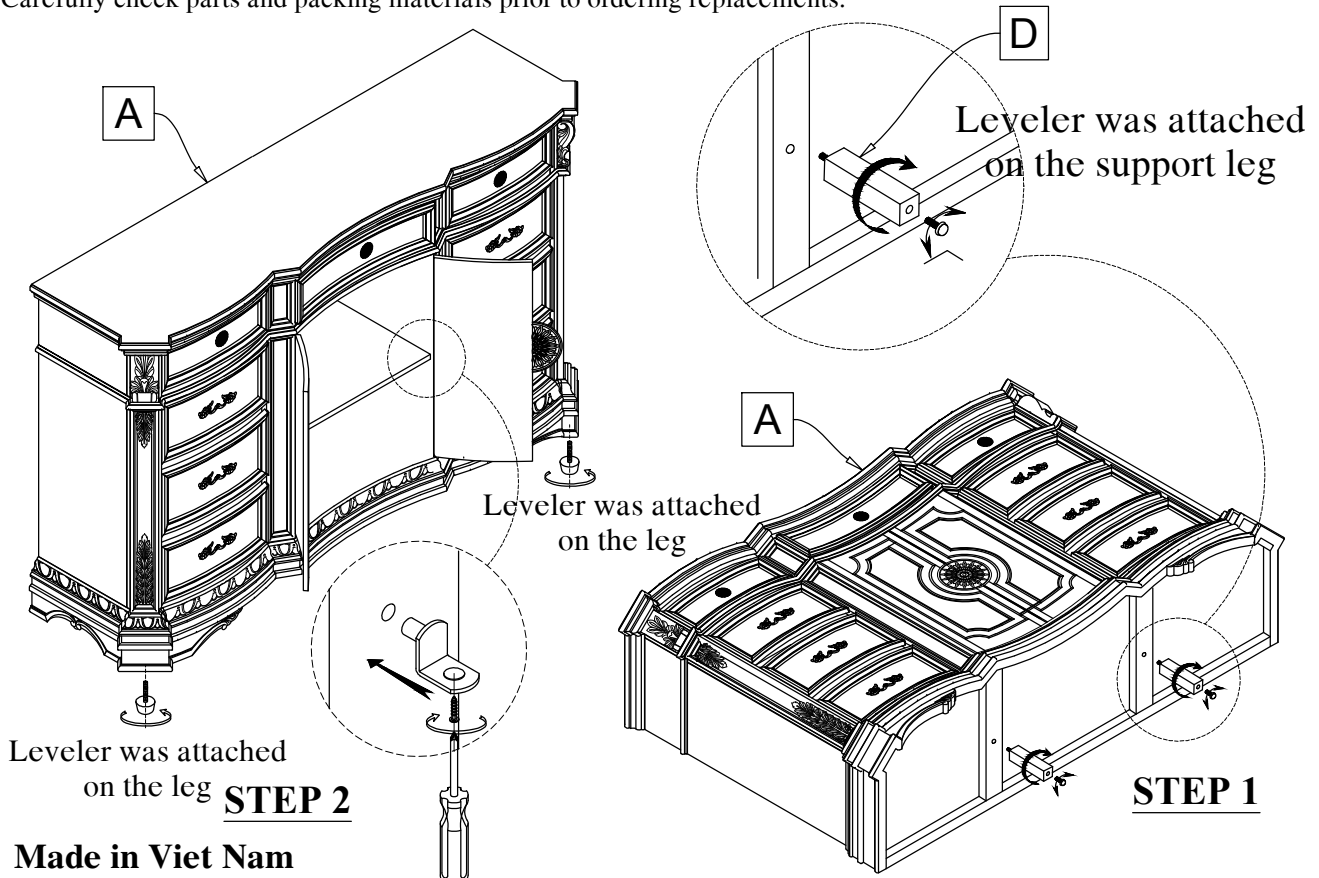
Thank you for purchasing the quality product. Be sure to check all packing material carefully for small parts which may have come loose inside the carton during shipment. Separate, identify and count all parts and metal hardware. Compare with all parts listed to be sure all parts are present. If any part(s) are missing or damaged, please contact your local furniture dealer. For efficient and speedy service, please indicate the model number and code letter of part(s) needed.

****Do not fully tighten screws until fully assembled****

PARTS LIST				HARDWARE LIST			
NO	DESCRIPTION	SKETCH	QTY	NO	DESCRIPTION	SKETCH	QTY
A	DRESSER		1 PC	1	ALLEN WRENCH (L57 * 4MM)		1 PC
B	MIRROR		1 PC	2	BOLT (Ø1/4 " *1-1/2 ")		8 PCS
C	BACK SUPPORT		2 PCS	3	LOCK WASHER (Ø1/4"*13*1.2)		8 PCS
D	SUPPORT LEG		2 PCS	4	FLAT WASHER (Ø1/4"*19*1.8)		8 PCS
				5	Tipping Restraint		1 SET

Attention:

Some number parts listed on the instruction sheet may not be in parts bag as they may be assembled. Carefully check parts and packing materials prior to ordering replacements.

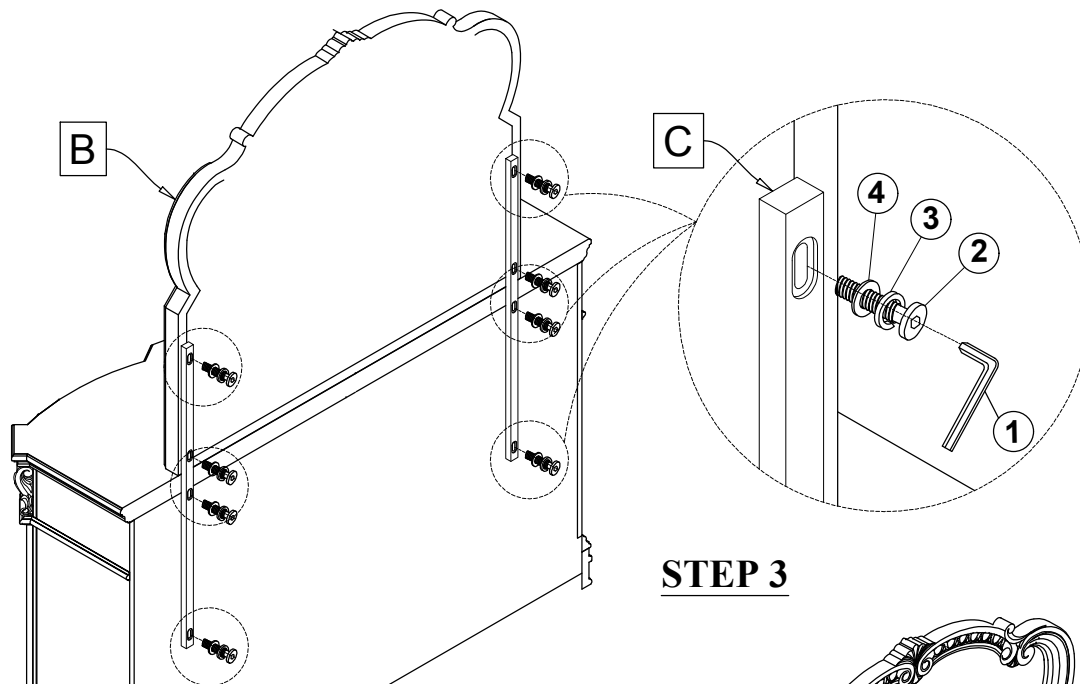


ASSEMBLY INSTRUCTION FOR ACME FURNITURE

MODEL: #26937 / #26938

Thank you for purchasing the quality product. Be sure to check all packing material carefully for small parts which may have come loose inside the carton during shipment. Separate, identify and count all parts and metal hardware. Compare with all parts listed to be sure all parts are present. If any part(s) are missing or damaged, please contact your local furniture dealer. For efficient and speedy service, please indicate the model number and code letter of part(s) needed.

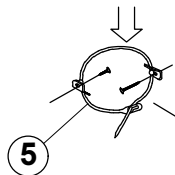
****Do not fully tighten screws until fully assembled****



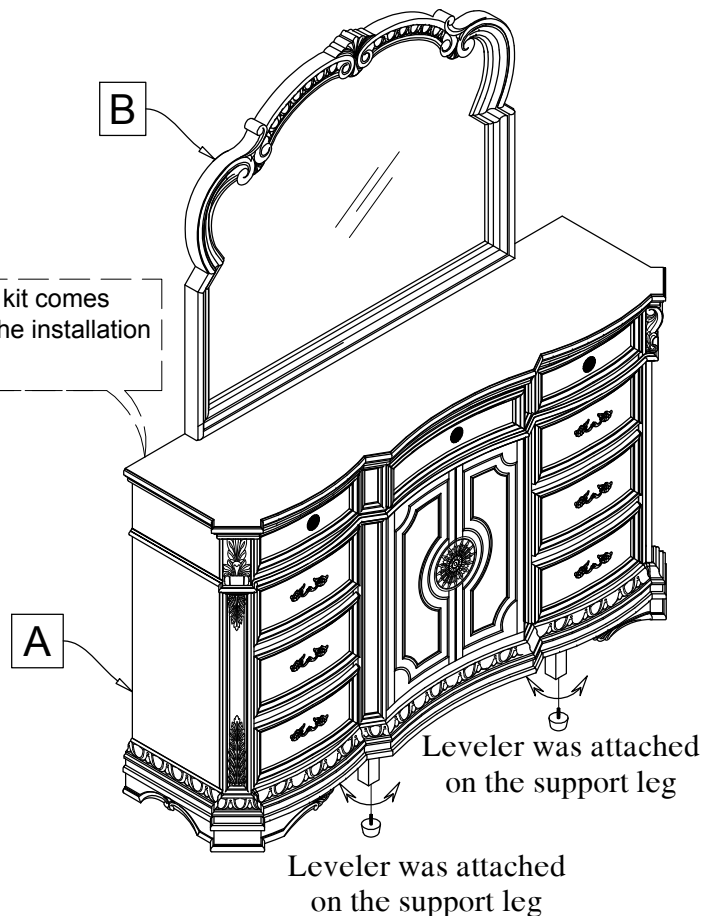
STEP 3

★ **REMARKS :** Anti tipping hardware kit comes with this product. Please refer to the installation instruction in the hardware pack

Anti Tipping Hardware



STEP 4



COMPLETED

Made in Viet Nam