

CONVENIENCE CONCEPTS

2 TIER TV SWIVEL STAND

191034



ASSEMBLY INSTRUCTIONS

We have designed our furniture with you , the customer in mind . Our clear , easy to follow , step by step instructions will guide you through the project from start to finish . Feel confident that this will be a fun and rewarding project . The final product will be a quality piece of furniture that will go together smoothly and give years of enjoyment .



Please do not return to the store

Broken or missing parts?

Need help with assembly?

If you have any questions just call 1-800-468-6447 or email us at parts@convenience-concepts.com

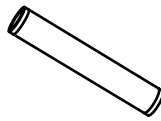
Hardware List

A



End Caps (8pcs)

B



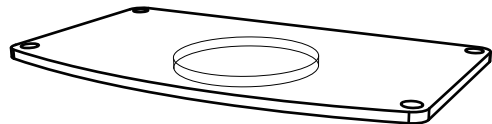
Metal Poles (4 pcs)

C



Top Shelf (1pc)

D

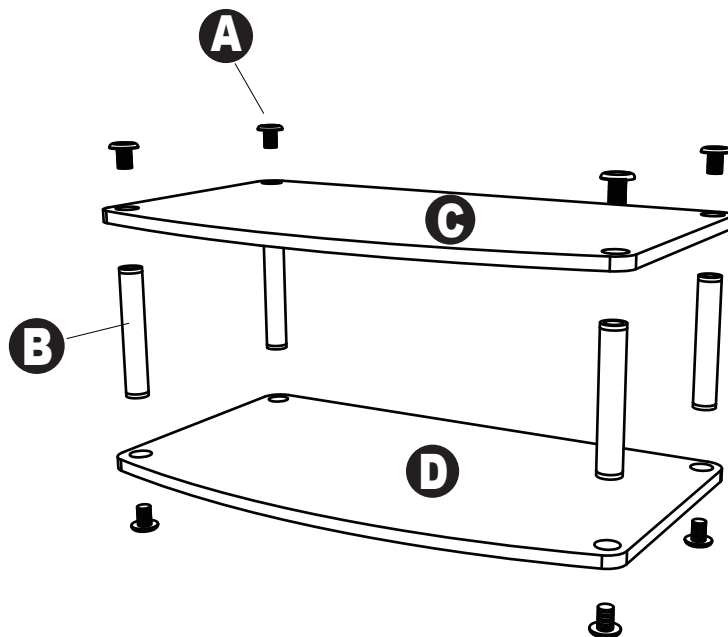


Bottom Shelf with Swivel (1pc)

Assembly Instructions

(1) Place Bottom Shelf (swivel side down) over four of the End Caps(A) and gently screw poles into them using care not to over tighten.

(2) Place Top Shelf (C) over the four Metal Poles(B) and gently fasten with remaining End caps (A) .



PLEASE NOTE:

Specifically designed for televisions up to 27" inches and a maximum weight of 60 lbs.