

## Door Features




### Q-long weather strips

**\*Enhanced Sealing:** The unique Q-long design provides a superior seal against drafts, moisture, and external elements, ensuring a tight and effective barrier.

**\*Durability:** Q-long weather strips are often made from high-quality materials, increasing their resistance to wear and tear, and prolonging their lifespan.

**\*Reduced Noise:** The improved sealing can help reduce outside noise infiltration, creating a quieter and more comfortable indoor environment.

**\*Weather Resistance:** Q-long weather strips can withstand a range of weather conditions, from rain and wind to extreme temperatures, ensuring long-lasting performance.



### Openable rain glass

**\*Air Flow:** Openable rain glass isolated double layers tempered glass offers exceptional air flow, enhancing ventilation and freshness within the home.

**\*Obscured View:** Rain glass features a textured or patterned surface that distorts the view from both sides, ensuring privacy while still allowing natural light to filter through.

**\*Rain glass helps reduce glare** from direct sunlight, creating a more comfortable and visually pleasing environment indoors.

**\*Sound Insulation:** The textured surface of rain glass can help muffle and absorb sound, enhancing acoustic privacy in rooms or areas with the door.



### Adjustable Threshold


**\*Weather Sealing:** An adjustable threshold can be precisely set to create a tight seal between the door and the floor, effectively preventing drafts, water infiltration, and outside elements from entering the interior.

**\*Energy Efficiency:** By providing an airtight seal, an adjustable threshold helps to maintain consistent indoor temperatures, reducing energy loss and lowering heating and cooling costs.

**\*Customizable Height:** The threshold's adjustable feature allows for easy customization of the height, accommodating different floor types, variations, and ensuring a snug fit regardless of the conditions.

**\*A tightly sealed threshold** helps reduce the infiltration of outdoor noise, dust, and pests, contributing to a cleaner and quieter indoor environment.

**\*Longevity:** The ability to adjust and adapt the threshold's height can extend its lifespan by minimizing wear and tear caused by improper installation or changing floor conditions.



### Ball Bearing Hinges

**\*Smooth Operation:** The hinges provide a smooth and frictionless rotation, ensuring effortless and quiet opening and closing of the exterior door.

**\*Durability:** Constructed with precision and quality materials, KaMic hinges are designed to withstand heavy usage, resist wear and tear.

**\*Weight Distribution:** KaMic hinges distribute the weight of the door evenly along the hinge pin, reducing stress on both the door and the frame and contributing to improved structural integrity.

**\*Enhanced Security:** The robust design of hinges adds an extra layer of security to exterior doors, as they are less susceptible to tampering or forced entry.

**\*Weather Resistance:** High-quality hinges are often designed to withstand outdoor conditions, such as rain, wind, and temperature fluctuations, without compromising performance.




### Window Screen

The removable magnetic-touch iron window screen offers effortless maintenance, allowing for quick removal and cleaning while ensuring effective protection and ventilation for the door windows.



### Casing and Brickmold

The KaMic exterior door is accompanied by a matching casing and brickmold, meticulously designed to perfectly complement the color and texture of the door, creating a harmonious and unified appearance for your entryway.



### Door Texture

The KaMic exterior door features an authentic real wood texture, enhancing its visual appeal with a sleek and natural appearance.



### Wrought Iron Window

The addition of a wrought iron window lends an elegant charm to the exterior door, elevating its overall aesthetic with a touch of sophistication.