

ASSEMBLY INSTRUCTION

6200-90251-GRY/6200-90252-GRY/6200-90253-GRY

Simone 5/0 Metal Frame Headboard

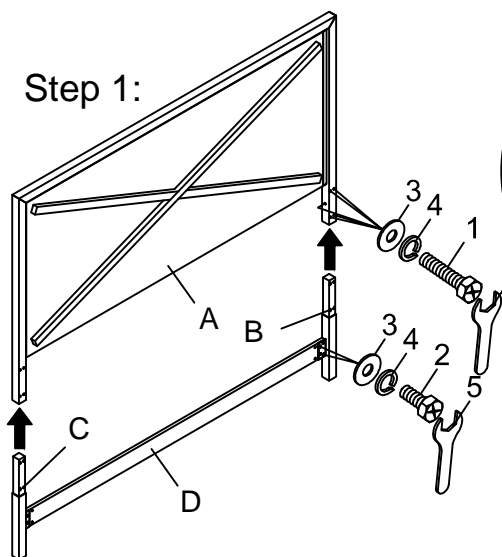
Simone 5/0 Metal Frame Footboard

Simone 5/0 - 6/6 Rails

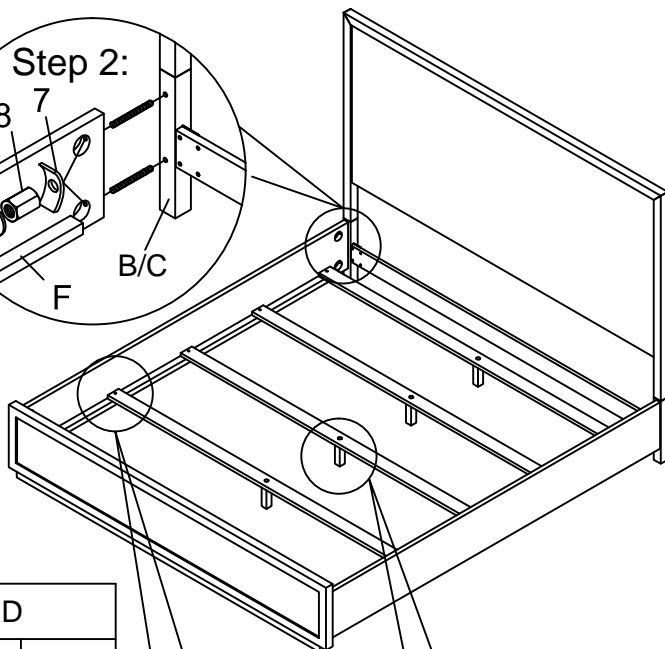
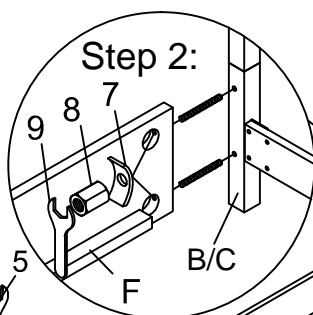
Thank you for purchasing this quality product. Be sure to unpack carefully looking for small parts which may have come loose during shipment.

Read all instruction and study the drawing carefully before starting the assembly process.

Step 1:



Step 2:



HARDWARE LIST OF HEADBOARD

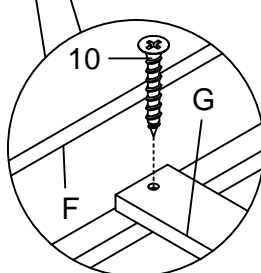
NO.	Drawing	Description	Q'ty
1		Hexagonal Bolt $\Phi 5/16$ "x1"L	10 pcs
2		Hexagonal Bolt $\Phi 5/16$ "x3/4"L	4 pcs
3		Flat Washer $\Phi 5/16$ "x19mm	14 pcs
4		Spring Washer $\Phi 5/16$ "	14 pcs
5		Allen Wrench $\Phi 5/16$ "	1 pc

HARDWARE LIST OF SIDE RAIL

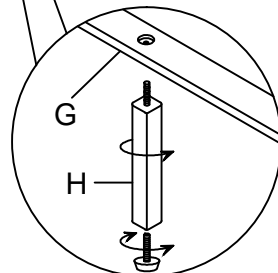
NO.	Drawing	Description	Q'ty
6		All-Thread Bolt $\Phi 5/16$ "x3-1/4"L	8 pcs
7		Plate Washer	8 pcs
8		Hex Nut $\Phi 5/16$ "	8 pcs
9		Allen Wrench $\Phi 5/16$ "	1 pc

HARDWARE LIST OF FOOTBOARD

NO.	Drawing	Description	Q'ty
10		Wood Screw 8#x1-1/4"L	8 pcs



Step 3:



Step 4:

PART LIST

NO.	Description	Q'ty
A	Headboard	1 pc
B	Headboard Post Left	1 pc
C	Headboard post Right	1 pc
D	Headboard Slat	1 pc
E	Footboard	1 pc
F	Side Rail	2 pcs
G	Slat	4 pcs
H	Support Leg	4 pcs