



# Greenwich™

## Wall-Mount Bathroom Sink

### K-2031-N

#### Features

- Made from premium materials that withstand high-volume usage.
- 20-3/4"L x 18-1/4"W.
- Single-hole drilling.
- Includes wall hanger.
- Drilled for concealed arm carrier.
- With sealed overflow for commercial hospitals jobs.

#### Material

- Vitreous china.

#### Installation

- Wall-mount.

#### Recommended Products/Accessories

K-8998 P-Trap  
K-1808-P Wall-Mount Sink Brackets  
K-23726 Drain treatment  
K-23725 Cast iron cleaner

#### Included Components

Additional Components:  
Hanger(s)



ADA

#### Codes/Standards

ASME A112.19.2/CSA B45.1  
ADA  
ICC/ANSI A117.1


#### KOHLER® One-Year Limited Warranty

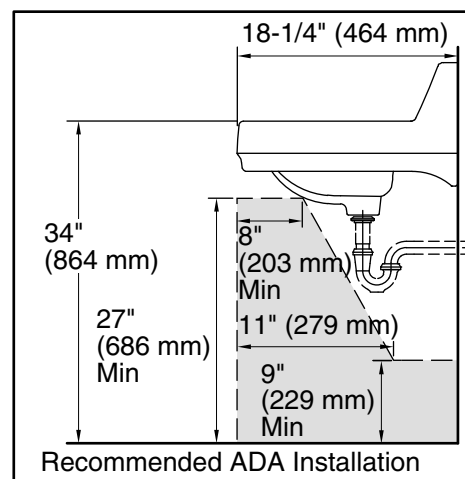
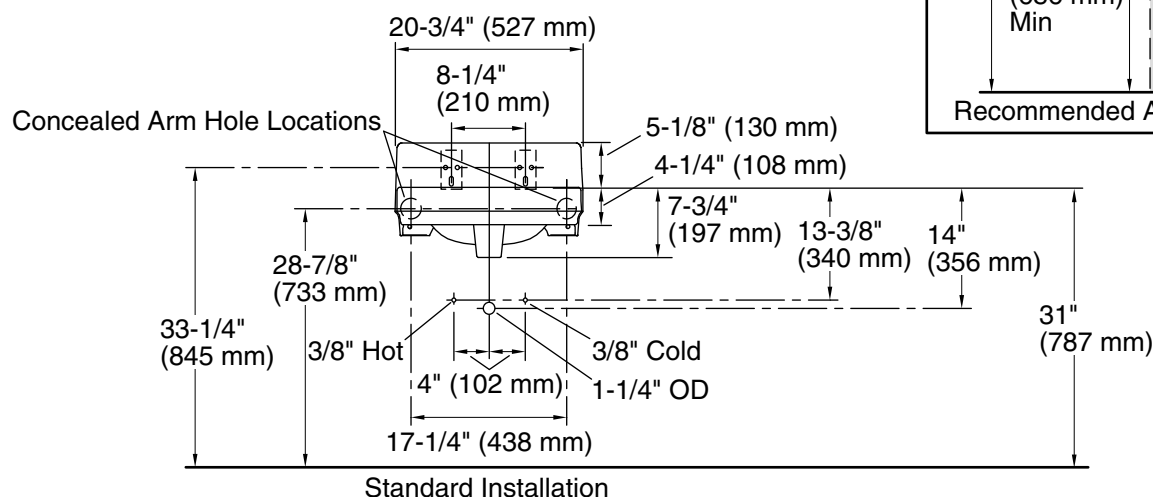
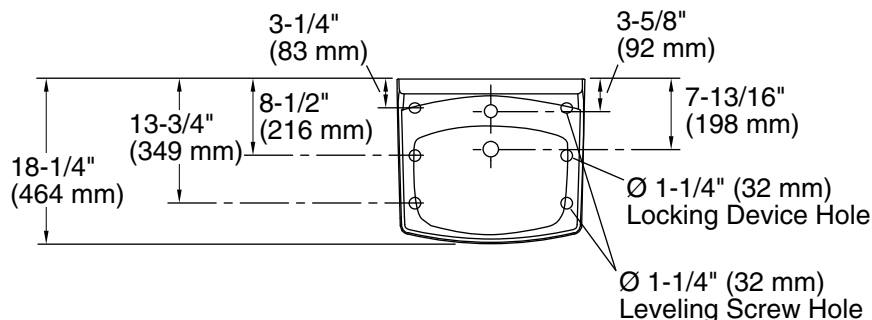
See website for detailed warranty information.

#### Available Colors/Finishes

*Color tiles intended for reference only.*

Color	Code	Description
-------	------	-------------

	0	White
--	---	-------



### Technical Information

All product dimensions are nominal.

Bowl configuration: Single

Installation: Wall-mount

Bowl area (Center): Length: 10" (254 mm)  
Width: 15" (381 mm)  
With overflow: Yes  
Water depth: 3-1/4" (83 mm)

Number of deck holes: 1

Faucet hole spacing: 8" (203 mm)

Faucet hole(s): 1-3/8" (35 mm)

Soap/Lotion hole: 1-1/4" (32 mm)

Drain hole: 1-3/4" (44 mm)

### Notes

Install this product according to the installation instructions.

ADA compliant when installed to the specific requirements of these regulations.