



Stronghold® Quiet-Close™

Commercial Elongated Toilet Seat

K-4731-GC

Features

- Made of solid polypropylene and is resistant to staining, fading, chipping and peeling.
- Elongated open-front seat.
- Ergonomic contour adds additional comfort.
- Integrated handle allows user to easily raise and lower the ring.
- Stainless steel hinge arms and hardware.
- Heavy duty.
- Without cover.
- Quiet-Close™ check hinge will slowly close with check hinge functionality.



Codes/Standards



None Applicable

KOHLER® One-Year Limited Warranty

See website for detailed warranty information.

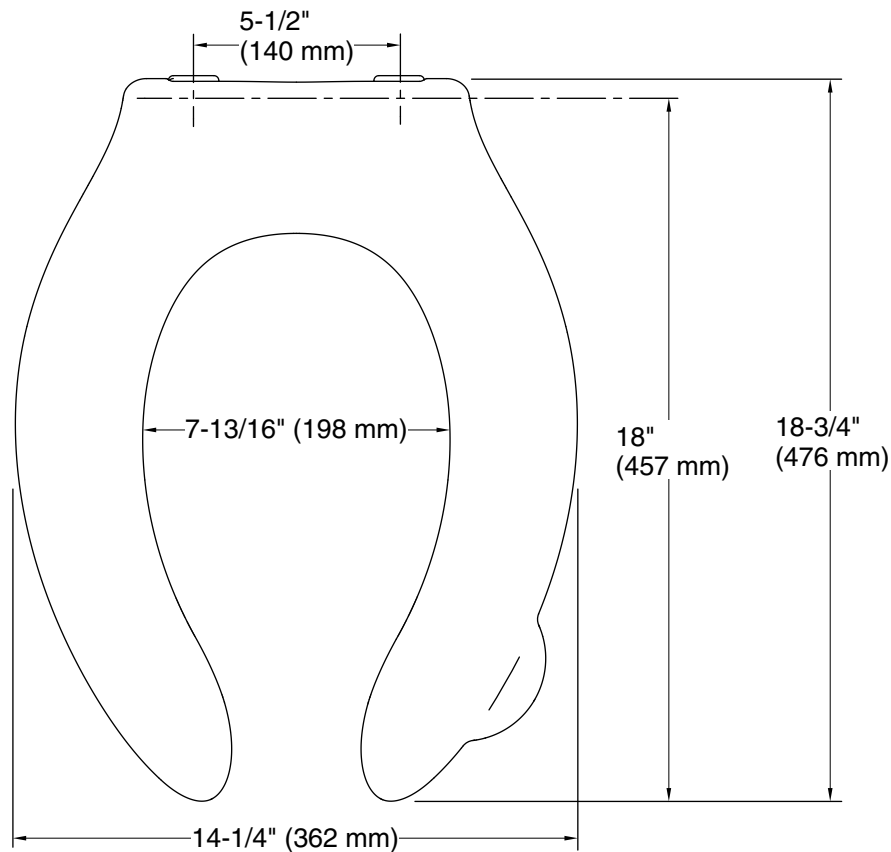
Available Colors/Finishes

Color tiles intended for reference only.

Color	Code	Description
	0	White
	7	Black Black™



Stronghold® Quiet-Close™
Commercial Elongated Toilet Seat
K-4731-GC



Technical Information

All product dimensions are nominal.

Seat shape type: Elongated

Seat front type: Open-front

Seat hinge type: Check

Seat-mounting holes: 5-1/2" (140 mm)

Notes

Install this product according to the installation guide.