




DoorCorner.com

## European Bar Pulls







DoorCorner.com

“

Simplicity is the ultimate sophistication

- Leonardo da Vinci

From choosing the wall coloring to finding that perfect counter top surface, designing your home interior is a reflection of you and your personal style. When it comes accenting your cabinets and furniture with cabinet hardware, we believe that choosing the right hardware is paramount.

The stunningly simplistic design of our bar pulls is paired with the durability and quality that you have come to expect from DoorCorner.com. These designer European bar pulls offer sleek styling and an understated symmetrical design.

Available finishes include the popular oil rubbed bronze, crisp flat black and stunning brushed brass, for those who want to make a statement with their decor. More traditional finishes such as satin nickel and polished chrome are also available, to blend with today's stainless steel appliances or chrome fixtures. European bar pulls are a perfect accent to modern, contemporary or traditional room designs.





DoorCorner.com

# Cosmas 305

European Bar Pulls





Cosmas 305 Series, Satin Nickel




	305 Series	Bar Diameter	Length	Hole Spacing	Projection
1	305-2.5	1/2"	4-7/8"	2-1/2"	1-3/8"
2	305-030	1/2"	5-3/8"	3"	1-3/8"
3	305-3.5	1/2"	5-7/8"	3-1/2"	1-3/8"
4	305-96	1/2"	6-1/8"	3-3/4"	1-3/8"
5	305-4	1/2"	6-3/8"	4"	1-3/8"
6	305-128	1/2"	7-3/8"	5"	1-3/8"
7	305-160	1/2"	8-11/16"	6-5/16"	1-3/8"
8	305-192	1/2"	10"	7-1/2"	1-3/8"
9	305-224	1/2"	11-3/16"	8-7/8"	1-3/8"
10	305-320	1/2"	15"	12-5/8"	1-3/8"
11	305-480	1/2"	21-1/4"	18-7/8"	1-3/8"
12	305-673	1/2"	28-7/8"	26-1/2"	1-3/8"
13	305	1/2"	2"	N/A	1-3/8"

FEATURES

- 

Manufactured from solid steel
- 

Lifetime Warranty
- 




Includes 1" x 8/32 cabinet screws



Cosmas 305 Series, Flat Black



FEATURES

-  Manufactured from solid steel
-  Lifetime Warranty
-  Includes 1" x 8/32 cabinet screws

	305 Series	Bar Diameter	Length	Hole Spacing	Projection
1	305-2.5	1/2"	4-7/8"	2-1/2"	1-3/8"
2	305-030	1/2"	5-3/8"	3"	1-3/8"
3	305-3.5	1/2"	5-7/8"	3-1/2"	1-3/8"
4	305-96	1/2"	6-1/8"	3-3/4"	1-3/8"
5	305-4	1/2"	6-3/8"	4"	1-3/8"
6	305-128	1/2"	7-3/8"	5"	1-3/8"
7	305-160	1/2"	8-11/16"	6-5/16"	1-3/8"
8	305-192	1/2"	10"	7-1/2"	1-3/8"
9	305-224	1/2"	11-3/16"	8-7/8"	1-3/8"
10	305-320	1/2"	15"	12-5/8"	1-3/8"
11	305-480	1/2"	21-1/4"	18-7/8"	1-3/8"
12	305-673	1/2"	28-7/8"	26-1/2"	1-3/8"
13	305	1/2"	2"	N/A	1-3/8"






Cosmas 305 Series, Brushed Brass



	305 Series	Bar Diameter	Length	Hole Spacing	Projection
1	305-2.5	1/2"	4-7/8"	2-1/2"	1-3/8"
2	305-030	1/2"	5-3/8"	3"	1-3/8"
3	305-3.5	1/2"	5-7/8"	3-1/2"	1-3/8"
4	305-96	1/2"	6-1/8"	3-3/4"	1-3/8"
5	305-4	1/2"	6-3/8"	4"	1-3/8"
6	305-128	1/2"	7-3/8"	5"	1-3/8"
7	305-160	1/2"	8-11/16"	6-5/16"	1-3/8"
8	305-192	1/2"	10"	7-1/2"	1-3/8"
9	305-224	1/2"	11-3/16"	8-7/8"	1-3/8"
10	305-320	1/2"	15"	12-5/8"	1-3/8"
11	305	1/2"	2"	N/A	1-3/8"




FEATURES

-  Manufactured from solid steel
-  Lifetime Warranty
-  Includes 1" x 8/32 cabinet screws

# Cosmas 305 Series, Polished Chrome



## FEATURES

-  Manufactured from solid steel
-  Lifetime Warranty
-  Includes 1" x 8/32 cabinet screws




	305 Series	Bar Diameter	Length	Hole Spacing	Projection
1	305-2.5	1/2"	4-7/8"	2-1/2"	1-3/8"
2	305-030	1/2"	5-3/8"	3"	1-3/8"
3	305-3.5	1/2"	5-7/8"	3-1/2"	1-3/8"
4	305-96	1/2"	6-1/8"	3-3/4"	1-3/8"
5	305-4	1/2"	6-3/8"	4"	1-3/8"
6	305-128	1/2"	7-3/8"	5"	1-3/8"
7	305-160	1/2"	8-11/16"	6-5/16"	1-3/8"
8	305-192	1/2"	10"	7-1/2"	1-3/8"
9	305-224	1/2"	11-3/16"	8-7/8"	1-3/8"
10	305-320	1/2"	15"	12-5/8"	1-3/8"
11	305-480	1/2"	21-1/4"	18-7/8"	1-3/8"
12	305-673	1/2"	28-7/8"	26-1/2"	1-3/8"
13	305	1/2"	2"	N/A	1-3/8"



Cosmas 305 Series, Oil Rubbed Bronze



FEATURES

-  Manufactured from solid steel
-  Lifetime Warranty
-  Includes 1" x 8/32 cabinet screws

	305 Series	Bar Diameter	Length	Hole Spacing	Projection
1	305-2.5	1/2"	4-7/8"	2-1/2"	1-3/8"
2	305-030	1/2"	5-3/8"	3"	1-3/8"
3	305-3.5	1/2"	5-7/8"	3-1/2"	1-3/8"
4	305-96	1/2"	6-1/8"	3-3/4"	1-3/8"
5	305-4	1/2"	6-3/8"	4"	1-3/8"
6	305-128	1/2"	7-3/8"	5"	1-3/8"
7	305-160	1/2"	8-11/16"	6-5/16"	1-3/8"
8	305-192	1/2"	10"	7-1/2"	1-3/8"
9	305-224	1/2"	11-3/16"	8-7/8"	1-3/8"
10	305-320	1/2"	15"	12-5/8"	1-3/8"
11	305-480	1/2"	21-1/4"	18-7/8"	1-3/8"
12	305-673	1/2"	28-7/8"	26-1/2"	1-3/8"
13	305	1/2"	2"	N/A	1-3/8"





DoorCorner.com

# Cosmas 161

European Bar Pulls






# Cosmas 161 Series, Satin Nickel




	161 Series	Bar Diameter	Length	Hole Spacing	Projection
1	161-2.5	9/16"	4-1/16"	2-1/2"	1-5/16"
2	161-3	9/16"	4-9/16"	3"	1-5/16"
3	161-3.5	9/16"	5-1/16"	3-1/2"	1-5/16"
4	161-96	9/16"	5-3/8"	3-3/4"	1-5/16"
5	161-4	9/16"	5-9/16"	4"	1-5/16"
6	161-128	9/16"	5-9/16"	5"	1-5/16"
7	161-160	9/16"	7-5/8"	6-5/16"	1-5/16"
8	161-192	9/16"	9-1/8"	7-1/2"	1-5/16"
9	161-224	9/16"	10-3/8"	8-7/8"	1-5/16"
10	161-319	9/16"	14-1/8"	12-5/8"	1-5/16"
11	181	9/16"	2"	N/A	1-1/4"

## FEATURES

-  Manufactured from solid steel
-  Lifetime Warranty
-  Includes 1" x 8/32 cabinet screws






Cosmas 161 Series, Brushed Brass



	161 Series	Bar Diameter	Length	Hole Spacing	Projection
1	161-2.5	9/16"	4-1/16"	2-1/2"	1-5/16"
2	161-3	9/16"	4-9/16"	3"	1-5/16"
3	161-3.5	9/16"	5-1/16"	3-1/2"	1-5/16"
4	161-96	9/16"	5-3/8"	3-3/4"	1-5/16"
5	161-4	9/16"	5-9/16"	4"	1-5/16"
6	161-128	9/16"	5-9/16"	5"	1-5/16"
7	161-160	9/16"	7-5/8"	6-5/16"	1-5/16"
8	161-192	9/16"	9-1/8"	7-1/2"	1-5/16"
9	161-224	9/16"	10-3/8"	8-7/8"	1-5/16"
10	161-319	9/16"	14-1/8"	12-5/8"	1-5/16"
11	181	9/16"	2"	N/A	1-1/4"

FEATURES

-  Manufactured from solid steel
-  Lifetime Warranty
-  Includes 1" x 8/32 cabinet screws





# Cosmas 161 Series, Oil Rubbed Bronze




	161 Series	Bar Diameter	Length	Hole Spacing	Projection
1	161-2.5	9/16"	4-1/16"	2-1/2"	1-5/16"
2	161-3	9/16"	4-9/16"	3"	1-5/16"
3	161-3.5	9/16"	5-1/16"	3-1/2"	1-5/16"
4	161-96	9/16"	5-3/8"	3-3/4"	1-5/16"
5	161-4	9/16"	5-9/16"	4"	1-5/16"
6	161-128	9/16"	5-9/16"	5"	1-5/16"
7	161-160	9/16"	7-5/8"	6-5/16"	1-5/16"
8	161-192	9/16"	9-1/8"	7-1/2"	1-5/16"
9	161-224	9/16"	10-3/8"	8-7/8"	1-5/16"
10	161-319	9/16"	14-1/8"	12-5/8"	1-5/16"
11	181	9/16"	2"	N/A	1-1/4"

## FEATURES

-  Manufactured from solid steel
-  Lifetime Warranty
-  Includes 1" x 8/32 cabinet screws






# Cosmas 161 Series, Polished Chrome



	161 Series	Bar Diameter	Length	Hole Spacing	Projection
1	161-2.5	9/16"	4-1/16"	2-1/2"	1-5/16"
2	161-3	9/16"	4-9/16"	3"	1-5/16"
3	161-3.5	9/16"	5-1/16"	3-1/2"	1-5/16"
4	161-96	9/16"	5-3/8"	3-3/4"	1-5/16"
5	161-4	9/16"	5-9/16"	4"	1-5/16"
6	161-128	9/16"	5-9/16"	5"	1-5/16"
7	161-160	9/16"	7-5/8"	6-5/16"	1-5/16"
8	161-192	9/16"	9-1/8"	7-1/2"	1-5/16"
9	161-224	9/16"	10-3/8"	8-7/8"	1-5/16"
10	161-319	9/16"	14-1/8"	12-5/8"	1-5/16"
11	181	9/16"	2"	N/A	1-1/4"

## FEATURES

-  Manufactured from solid steel
-  Lifetime Warranty
-  Includes 1" x 8/32 cabinet screws






Cosmas 161 Series, Flat Black



	161 Series	Bar Diameter	Length	Hole Spacing	Projection
1	161-2.5	9/16"	4-1/16"	2-1/2"	1-5/16"
2	161-3	9/16"	4-9/16"	3"	1-5/16"
3	161-3.5	9/16"	5-1/16"	3-1/2"	1-5/16"
4	161-96	9/16"	5-3/8"	3-3/4"	1-5/16"
5	161-4	9/16"	5-9/16"	4"	1-5/16"
6	161-128	9/16"	5-9/16"	5"	1-5/16"
7	161-160	9/16"	7-5/8"	6-5/16"	1-5/16"
8	161-192	9/16"	9-1/8"	7-1/2"	1-5/16"
9	161-224	9/16"	10-3/8"	8-7/8"	1-5/16"
10	161-319	9/16"	14-1/8"	12-5/8"	1-5/16"
11	181	9/16"	2"	N/A	1-1/4"

FEATURES

-  Manufactured from solid steel
-  Lifetime Warranty
-  Includes 1" x 8/32 cabinet screws






# Cosmas 161 Series, Brushed Antique Brass



	161 Series	Bar Diameter	Length	Hole Spacing	Projection
1	161-2.5	9/16"	4-1/16"	2-1/2"	1-5/16"
2	161-3	9/16"	4-9/16"	3"	1-5/16"
3	161-3.5	9/16"	5-1/16"	3-1/2"	1-5/16"
4	161-96	9/16"	5-3/8"	3-3/4"	1-5/16"
5	161-4	9/16"	5-9/16"	4"	1-5/16"
6	161-128	9/16"	5-9/16"	5"	1-5/16"
7	161-160	9/16"	7-5/8"	6-5/16"	1-5/16"
8	161-192	9/16"	9-1/8"	7-1/2"	1-5/16"
9	161-224	9/16"	10-3/8"	8-7/8"	1-5/16"
10	161-319	9/16"	14-1/8"	12-5/8"	1-5/16"
11	181	9/16"	2"	N/A	1-1/4"

## FEATURES

-  Manufactured from solid steel
-  Lifetime Warranty
-  Includes 1" x 8/32 cabinet screws





DoorCorner.com

# Cosmas 404




European Bar Pulls



# Cosmas 404 Series, Satin Nickel Slim Line



## FEATURES

-  Manufactured from solid steel
-  Lifetime Warranty
-  Includes 1" x 8/32 cabinet screws




	404 Series	Bar Diameter	Length	Hole Spacing	Projection
1	404-2.5	3/8"	4-7/8"	2-1/2"	1-1/4"
2	404-030	3/8"	5-3/8"	3"	1-1/4"
3	404-3.5	3/8"	5-7/8"	3-1/2"	1-1/4"
4	404-96	3/8"	6-1/8"	3-3/4"	1-1/4"
5	404-4	3/8"	6-3/8"	4"	1-1/4"
6	404-128	3/8"	7-3/8"	5"	1-1/4"
7	404-160	3/8"	8-11/16"	6-5/16"	1-1/4"
8	404-192	3/8"	10"	7-1/2"	1-1/4"
9	404-224	3/8"	11-3/16"	8-7/8"	1-1/4"
10	404-320	3/8"	15"	12-5/8"	1-1/4"
11	404-480	3/8"	21-1/4"	18-7/8"	1-1/4"
12	404-673	3/8"	28-7/8"	26-1/2"	1-1/4"
13	404	3/8"	2"	N/A	1-1/4"



Cosmas 404 Series, Flat Black Slim Line



FEATURES

-  Manufactured from solid steel
-  Lifetime Warranty
-  Includes 1" x 8/32 cabinet screws

	404 Series	Bar Diameter	Length	Hole Spacing	Projection
1	404-2.5	3/8"	4-7/8"	2-1/2"	1-1/4"
2	404-030	3/8"	5-3/8"	3"	1-1/4"
3	404-3.5	3/8"	5-7/8"	3-1/2"	1-1/4"
4	404-96	3/8"	6-1/8"	3-3/4"	1-1/4"
5	404-4	3/8"	6-3/8"	4"	1-1/4"
6	404-128	3/8"	7-3/8"	5"	1-1/4"
7	404-160	3/8"	8-11/16"	6-5/16"	1-1/4"
8	404-192	3/8"	10"	7-1/2"	1-1/4"
9	404-224	3/8"	11-3/16"	8-7/8"	1-1/4"
10	404-320	3/8"	15"	12-5/8"	1-1/4"
11	404-480	3/8"	21-1/4"	18-7/8"	1-1/4"
12	404-673	3/8"	28-7/8"	26-1/2"	1-1/4"
13	404	3/8"	2"	N/A	1-1/4"



# Cosmas 404 Series, Polished Chrome Slim Line






DoorCorner.com




	404 Series	Bar Diameter	Length	Hole Spacing	Projection
1	404-2.5	3/8"	4-7/8"	2-1/2"	1-1/4"
2	404-030	3/8"	5-3/8"	3"	1-1/4"
3	404-3.5	3/8"	5-7/8"	3-1/2"	1-1/4"
4	404-96	3/8"	6-1/8"	3-3/4"	1-1/4"
5	404-4	3/8"	6-3/8"	4"	1-1/4"
6	404-128	3/8"	7-3/8"	5"	1-1/4"
7	404-160	3/8"	8-11/16"	6-5/16"	1-1/4"
8	404-192	3/8"	10"	7-1/2"	1-1/4"
9	404-224	3/8"	11-3/16"	8-7/8"	1-1/4"
10	404-320	3/8"	15"	12-5/8"	1-1/4"
11	404-480	3/8"	21-1/4"	18-7/8"	1-1/4"
12	404-673	3/8"	28-7/8"	26-1/2"	1-1/4"
13	404	3/8"	2"	N/A	1-1/4"

## FEATURES




-  Manufactured from solid steel
-  Lifetime Warranty
-  Includes 1" x 8/32 cabinet screws



# Cosmas 404 Series, Oil Rubbed Bronze Slim Line



## FEATURES

-  Manufactured from solid steel
-  Lifetime Warranty
-  Includes 1" x 8/32 cabinet screws

	404 Series	Bar Diameter	Length	Hole Spacing	Projection
1	404-2.5	3/8"	4-7/8"	2-1/2"	1-1/4"
2	404-030	3/8"	5-3/8"	3"	1-1/4"
3	404-3.5	3/8"	5-7/8"	3-1/2"	1-1/4"
4	404-96	3/8"	6-1/8"	3-3/4"	1-1/4"
5	404-4	3/8"	6-3/8"	4"	1-1/4"
6	404-128	3/8"	7-3/8"	5"	1-1/4"
7	404-160	3/8"	8-11/16"	6-5/16"	1-1/4"
8	404-192	3/8"	10"	7-1/2"	1-1/4"
9	404-224	3/8"	11-3/16"	8-7/8"	1-1/4"
10	404-320	3/8"	15"	12-5/8"	1-1/4"
11	404-480	3/8"	21-1/4"	18-7/8"	1-1/4"
12	404-673	3/8"	28-7/8"	26-1/2"	1-1/4"
13	404	3/8"	2"	N/A	1-1/4"





DoorCorner.com