






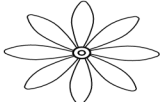






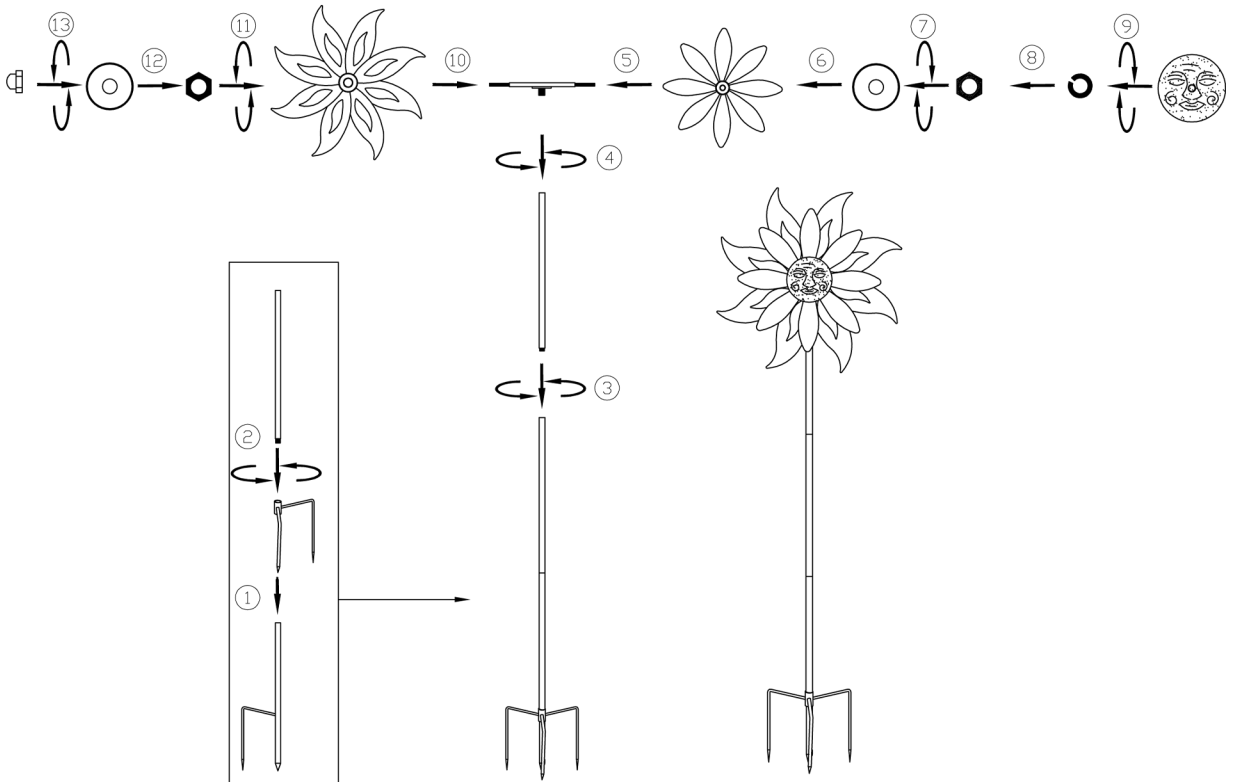
## PARTS

 A: 2 PCS	 B: 2 PCS	 C: 1 PC	 D: 1 PC	 E: 1 PC			 I: 1 PC
 F: 1 PC		 G: 1 PC		 H: 1 PC	 J: 1 PC	 K: 1 PC	 L: 1 PC

## TOOLS REQUIRED FOR ASSEMBLY

- No tools required

## ASSEMBLY INSTRUCTION



NOTE: The diagrams shown are for illustrative purposes only and are not to scale

## THANK YOU

We appreciate the trust and confidence you have placed in PEAKTOP through the purchase of this fountain. We strive to continually create quality products designed to enhance your home. Visit us online to see our full line of products available for your home improvement needs. Thank you for choosing PEAKTOP