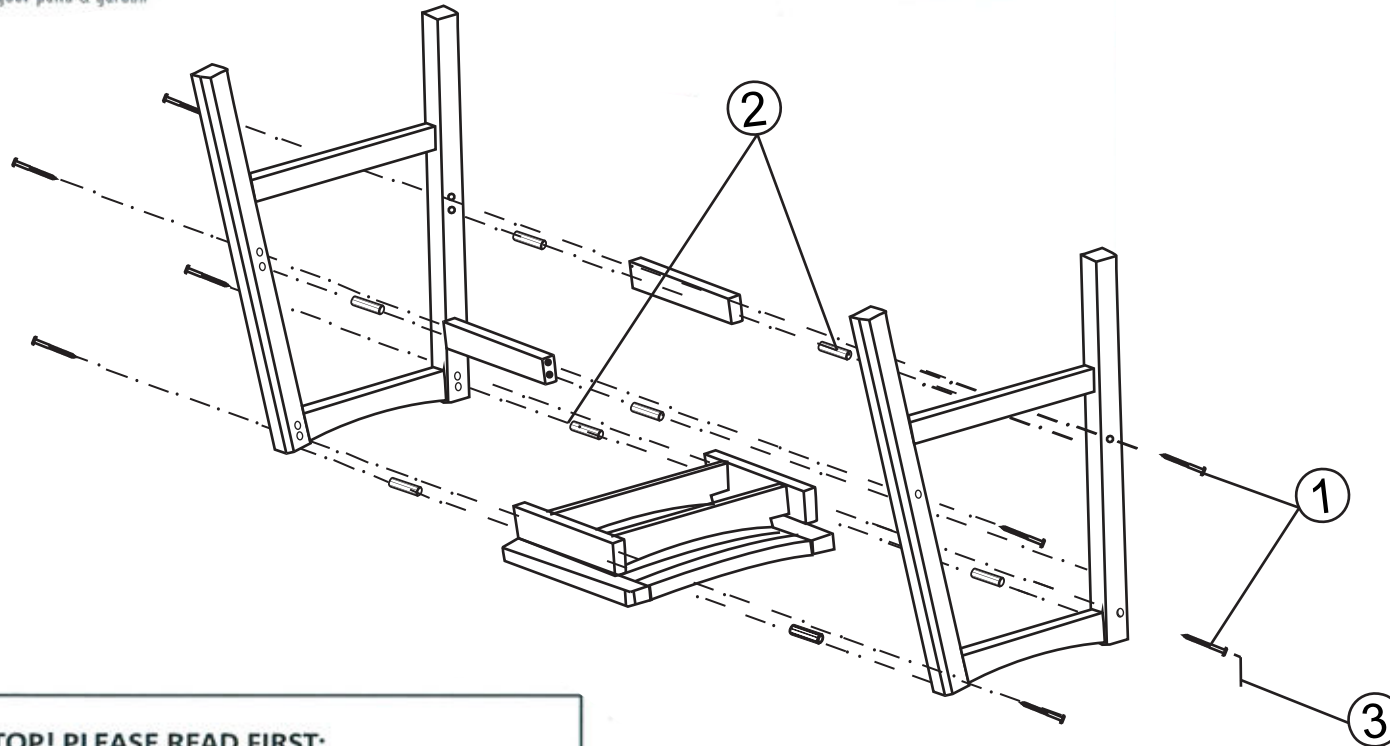


ASSEMBLY INSTRUCTIONS FOR 45475NA C.H.SADDLE STOOL-ALL WOOD



STOP! PLEASE READ FIRST:

Thank you for purchasing this item from Outdoor Interiors.

Please verify all the hardware and components are included as you unpack the carton. Place the items in a safe area to avoid loss and damaging contents. Use a soft area or the empty box to assemble the item.

ASSEMBLY TIPS: Assemble facing down while following pictured instructions. Never over-tighten any screws or bolts. It's best to assemble with 2 people. Please visit our website if you have any questions www.outdoorinteriors.com.

Please review the "PLEASE OIL ME" card for how to care & maintain your new furniture.



Legs x2 Pcs






x1 Pc



x2 Pcs

HARDWARE LIST

- 1  Screw (M7 x 90) mm x 8Pcs
- 2  Dowel wooden 8 Pcs
- 3  Allen key 1 Pce
- 4  Portable Drill Bit