

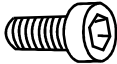


ASSEMBLY INSTRUCTIONS

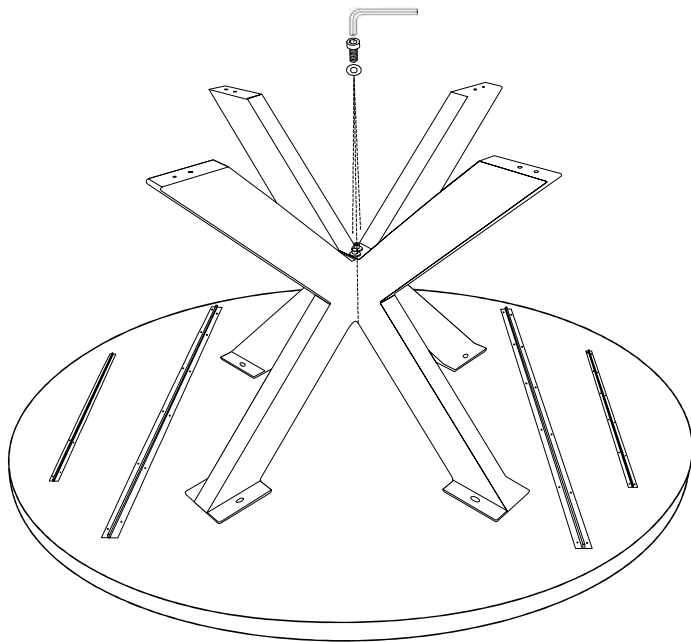
59002003 - Round Dining Table

STEPS:-

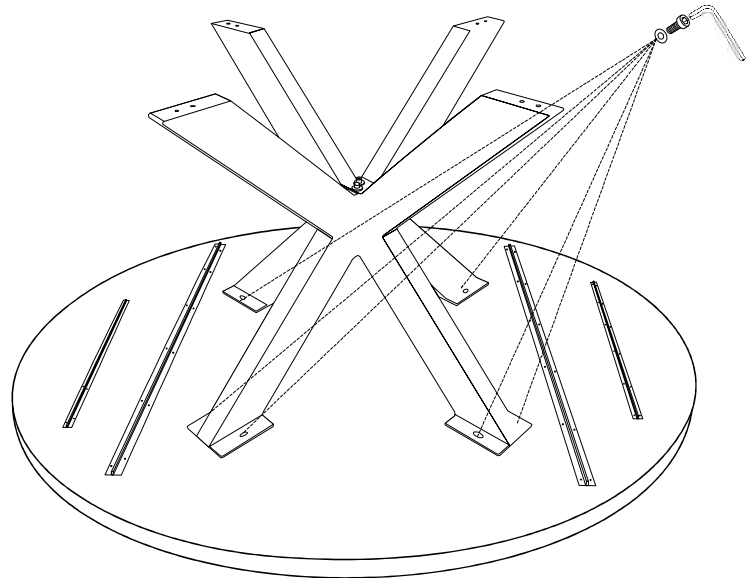
1. Unpack the both Iron Legs and Wooden Top.
2. Screw Iron Legs to each other and to Wooden Top with the help of LN Key (As per picture)

HARDWARE

- | | | |
|----|---|-----|
| 1. |  | x11 |
| 2. |  | x11 |
| 3. |  | x1 |



STEP-1



STEP-2

ASSEMBLED PRODUCT

