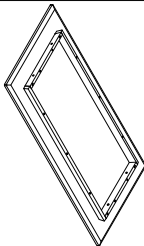
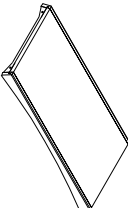
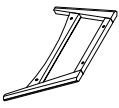






MADISONPARK. PARKER COFFEEE TABLE

Assembly instructions:

PARTS LIST			
No.	DESCRIPTION	IMAGE	QTY
P1	TABLE TOP		1
P2	BASE		1
P3	LEGS		2

HARDWARE LIST			
No.	DESCRIPTION	IMAGE	QTY
H1	BOLT (ø1/4" x38mm)		8
H2	FLAT WASHER (ø1/4" x16mm)		8
H3	SPRING WASHER (ø1/4" x11mm)		8
H4	ALLEN KEY (M4 x60mm)		1

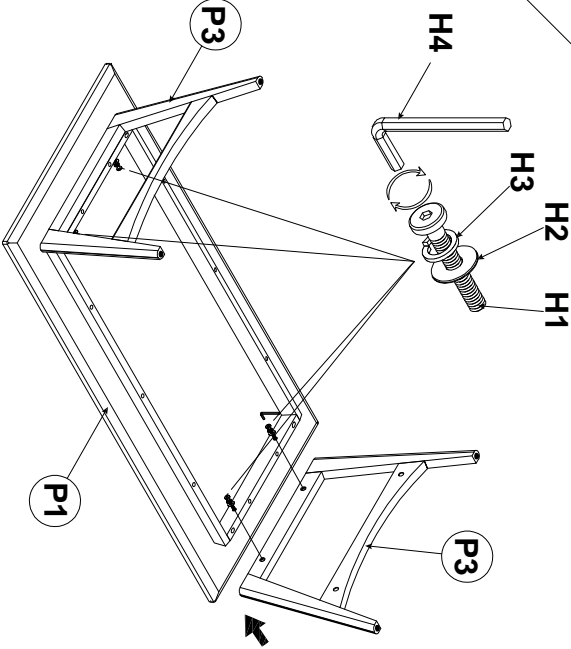
**NOTE:** PO # is located underneath/ at the back side of each item. Please be prepared to provide this # should any claim be necessary.

**CAUTION:** Item is heavy. Assembly should be performed by two people.

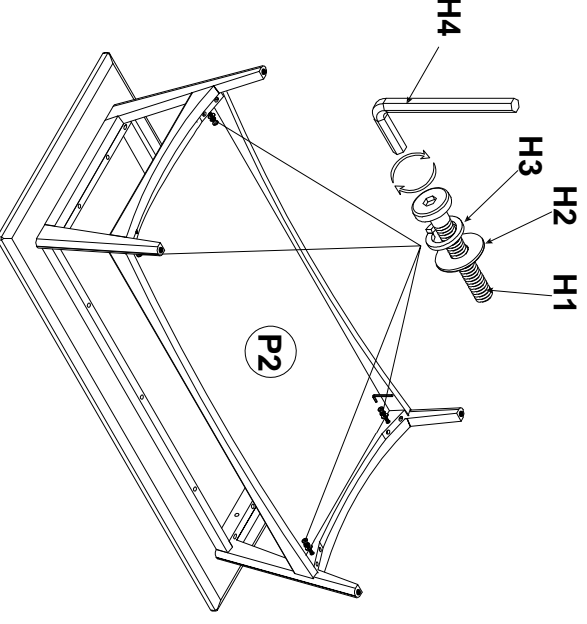
**DISCLAIMER:**

When properly assembled, this item is safe for intended use. Seller is not liable for any damages resulting from item being improperly assembled after purchase.

1

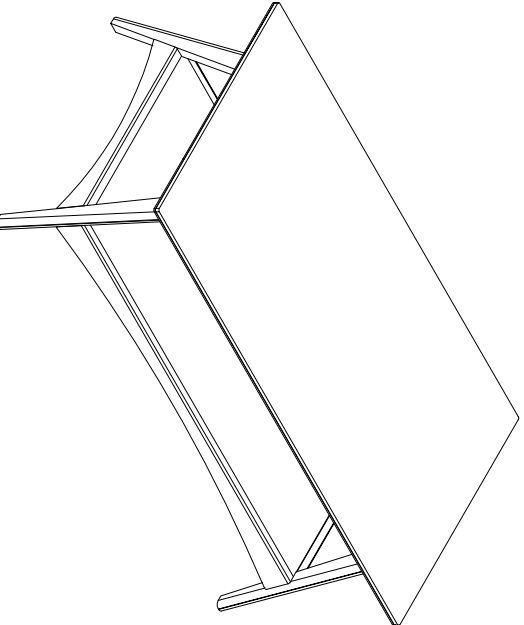


2



PLS, DON'T TIGHTEN BOLTS UNTIL LAST STEP.

3



ASSEMBLY COMPLETED

ADDITIONAL NOTE ABOUT SAFETY:  
BOLTS MAY LOOSEN DURING NORMAL EVERYDAY USE.  
THEY SHOULD BE INSPECTED AT LEAST EVERY 3 MONTHS AND RE-TIGHTENED AS NEEDED TO PREVENT DAMAGE OR INJURY, AND ENSURE STABILITY.

Thank you for your purchase