

# ASSEMBLY INSTRUCTION FOR ACME FURNITURE

MODEL# DN00817-1/DN00817-2/DN00817-3 Counter Height Table






Thank you for purchasing this quality product. Be sure to check all packing material carefully for small parts, which may have come loose inside the carton during shipment. Identify and count all parts and metal hardware. Compare with parts list to be sure all parts are present. If any part(s) are missing or damaged, please contact your local furniture dealer for efficient and speedy service. Please indicate the model number and code letter of part(s) needed.

\*\*\* Do not fully tighten screws until fully assembled \*\*\*

## COMPONENT PARTS

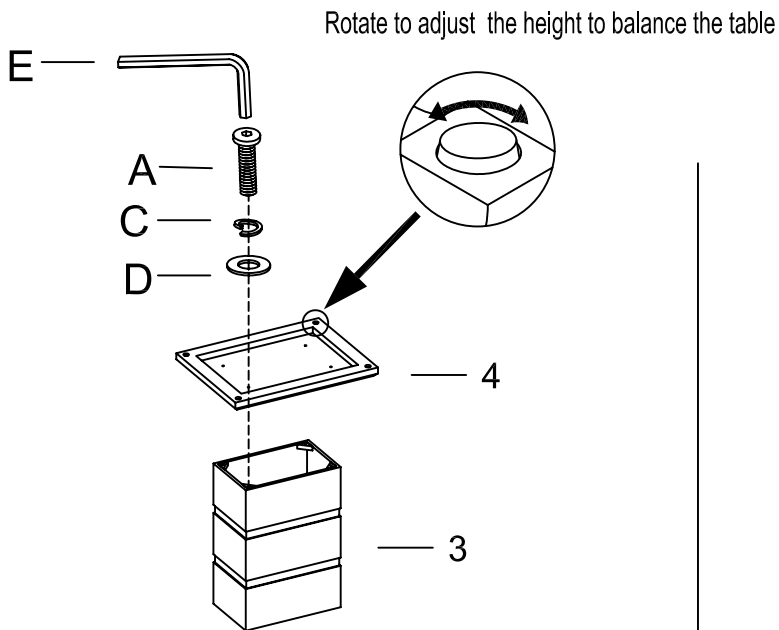
DESCRIPTION	PART NAME	Q"TY(pcs)
1	TOP	1
2	CONNECTION PLATE	1
3	BASE	1
4	BASE BOTTOM	1

## HARDWARES REQUIRED

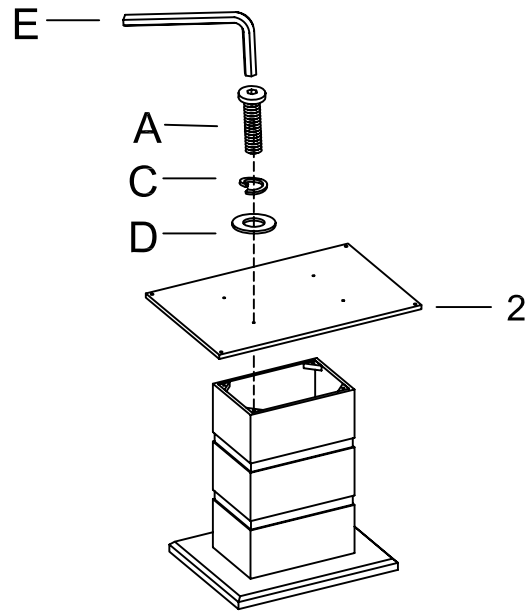
A	 BOLT Ø5/16"×1-3/4" -----8PCS
B	 BOLT Ø5/16"×1-1/4" -----4PCS
C	 SPRING WASH Ø5/16" ----12PCS
D	 WASH Ø5/16"×Ø7/8" -----12PCS
E	 ALLEN KEY 5/16" -----1PC

### Attention

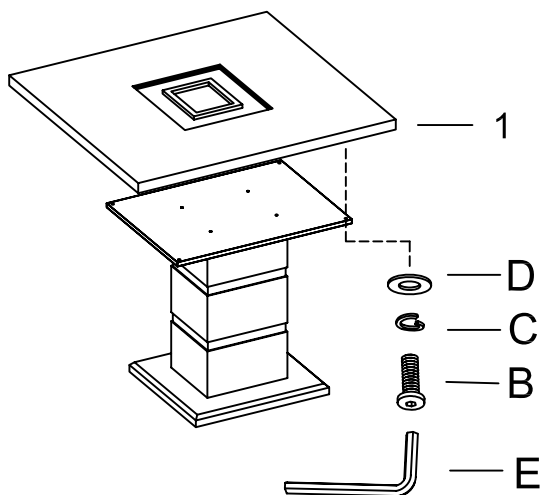
Some number parts listed on the instruction sheet may not be in parts bag as they may already be assembled. Carefully check parts and packing materials prior to ordering replacements.




STEP 1



STEP 2



STEP 3



STEP 4