



**Parker House**  
FURNITURE

# Assembly Instruction

Item No:BPUR#1250HB / BPUR#1250FB / BPUR#125066R

Description :5/0 Hdbd Platform Upholstered  
Queen 5/0 Ftbd Low Profile & Slat Roll  
5/0-6/6 Rails Platform

**PURE  
MODERN**




2023-04-14

## IMPORTANT SAFETY NOTICE: READ CAREFULLY BEFORE BEGINNING ASSEMBLY!

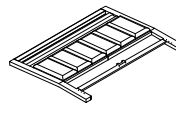
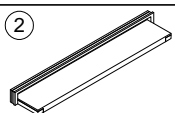
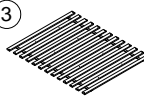

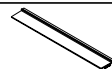


- \*Always use proper tools.
- \*Follow the assembly steps in order. Do not skip any steps.
- \*Be sure to check all packing materials carefully for small parts may have come loose inside the carton during shipment. If parts are missing, contact the retailer from which you purchased the product to obtain any missing parts. **DO NOT USE SUBSTITUTE PARTS.**
- \*Periodically check to ensure that all connectors (bolts, screws, etc.) are tight.
- \*Keep the instructions for future reference.
- \*Some assembly may involve attaching glass or mirrors. Be very careful handling the glass or mirrors, as severe injury may result if the glass or mirror breaks. Never handle large pieces of glass or mirrors by yourself.
- \*When assembling products that have electric cords (lamps, light, etc.), always (1) make sure the electrical cord is unplugged before assembly and (2) be careful not to twist the electrical cord during assembly.
- \*When assembling shelves or entertainment centers, do not stand on lower shelves in order to assemble upper shelves-use a step ladder.
- \*Do not stand on tables, sit on tables or lay down on tables, including but not limited to, end tables, coffee tables, dinner tables as tables are not to support the weight of a person.
- \*Where assembly instructions state that the assembly requires two or more people, do not attempt by yourself as there is a risk of injury.

**NOTE : SIGNATURE DESIGN FURNITURE, LLC. DISCLAIMS ANY LIABILITY FOR DAMAGES OR INJURIES WHICH MAY OCCUR DUE TO FAILURE TO PROPERLY FOLLOW ASSEMBLY INSTRUCTIONS, PROPERLY ASSEMBLE THE PRODUCT, OR PROPERLY USE THE PRODUCT.**

## Hardware List : Footboard

NO	Description	Sketch	QTY
A	Allen Wrench 3/16" (5mm)		1pcs
B	Allen Wrench 3/16" (5mm)		1pcs
C	Screw Cap Ø3*1-1/8"(30mm)		28pcs

## PARTS LIST

BPUR#1250HB 5/0 Hdbd Platform Upholstered		
PANEL HEADBOARD(1PC)		
① 		
BPUR#1250FB 5/0 Ftbd Low Profile & Slat Roll		
FOOTBOARD(1PC)	SLAT(1SET)	SLAT SUPPORT LEGS (8PCS)
② 	③ 	④ 
BPUR#125066R 5/0-6/6 Rails Platform		
SIDE RAIL (2PCS)	CENTER SUPPORT RAILS(1PC)	
⑤ 	⑥ 	
SUPPORT LEGS (3PCS)		
⑦ 		

**NOTE: UNIT SHOULD BE ASSEMBLED BY TWO OR MORE PEOPLE.**



**Parker House**  
FURNITURE

## Assembly Instruction

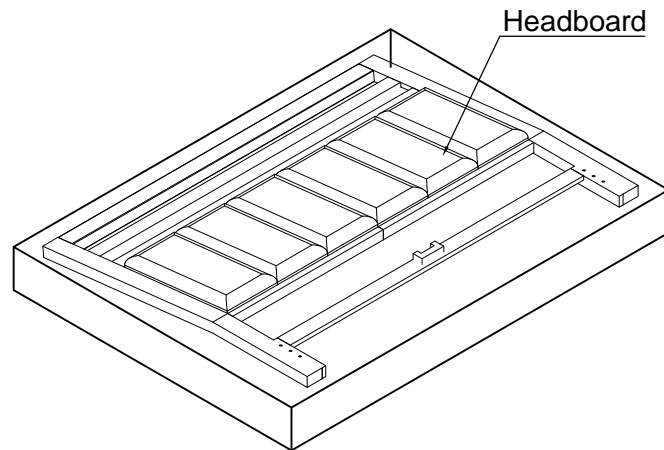
Item No:BPUR#1250HB/BPUR#1250FB/BPUR#125066R

Description :5/0 Hdbd Platform Upholstered  
Queen 5/0 Ftbd Low Profile & Slat Roll  
5/0-6/6 Rails Platform

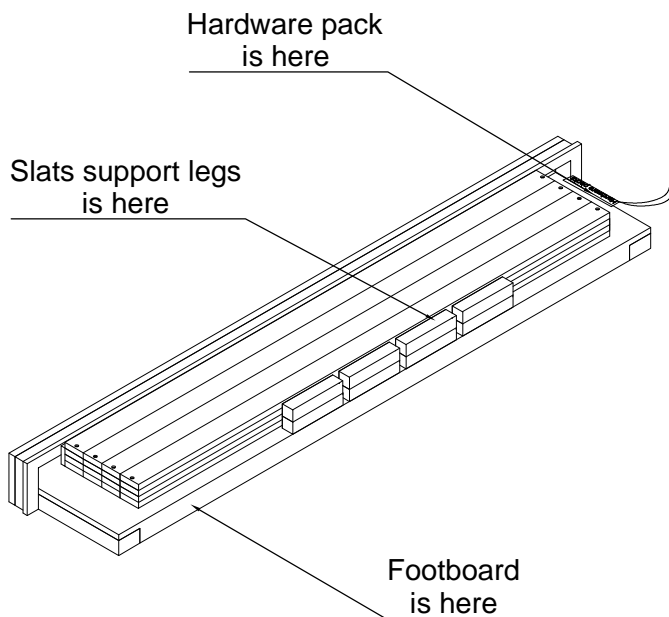
**PURE  
MODERN**

**2023-02-17**

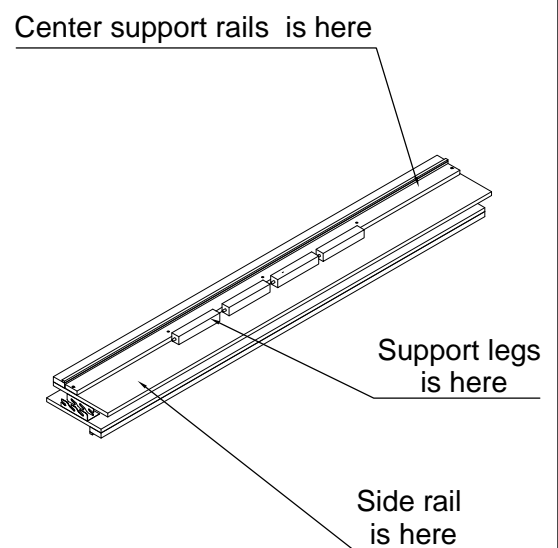
### HEADBOARD



### FOOTBOARD



### QUEEN/KING RAILS





Parker House  
FURNITURE

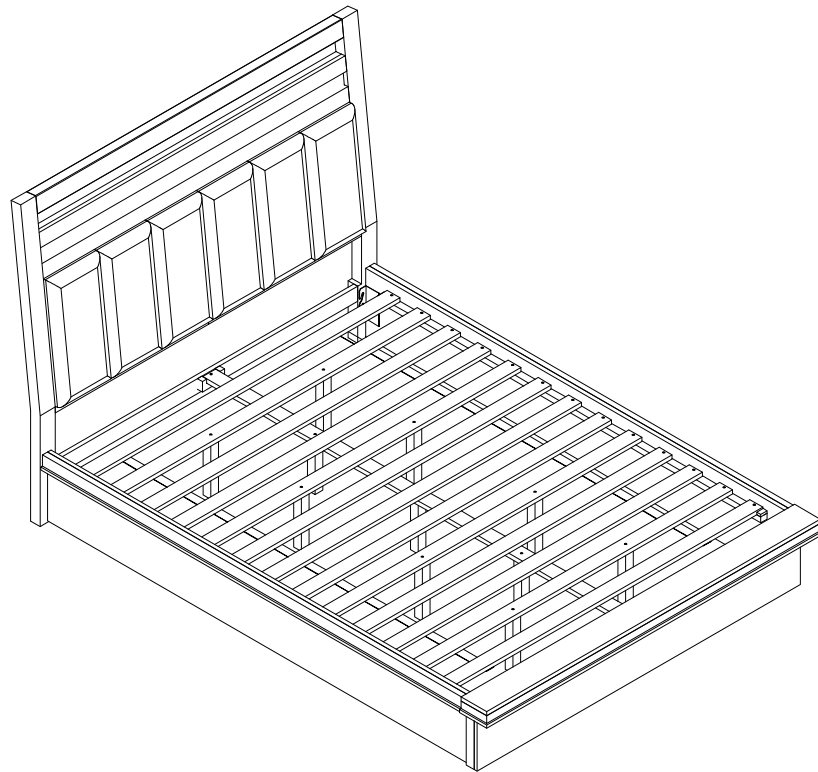
## Assembly Instruction

Item No:BPUR#1250HB/BPUR#1250FB/BPUR#125066R

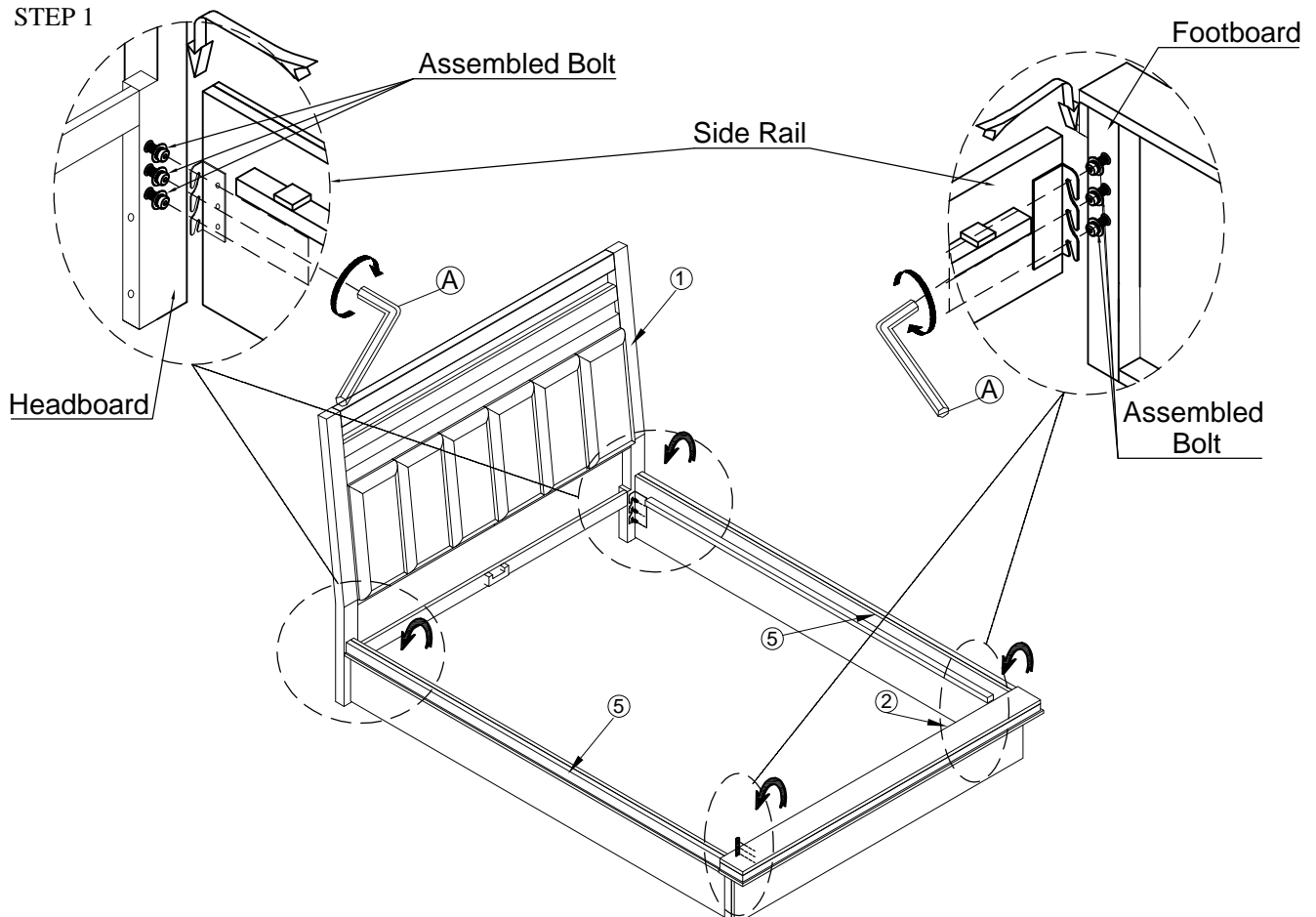
Description :5/0 Hdbd Platform Upholstered  
Queen 5/0 Ftbd Low Profile & Slat Roll  
5/0-6/6 Rails Platform

PURE  
MODERN

2023-04-14



### STEP 1





**Parker House**  
FURNITURE

## Assembly Instruction

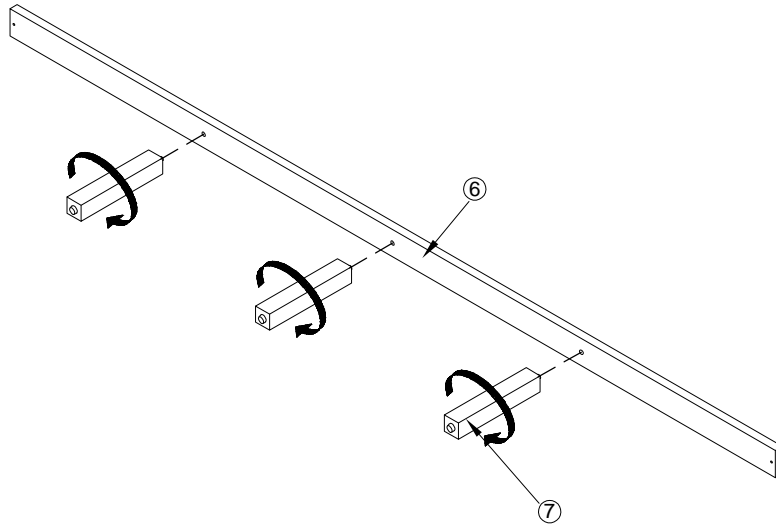
Item No:BPUR#1250HB/BPUR#1250FB/BPUR#125066R

Description :5/0 Hdbd Platform Upholstered  
Queen 5/0 Ftbd Low Profile & Slat Roll  
5/0-6/6 Rails Platform

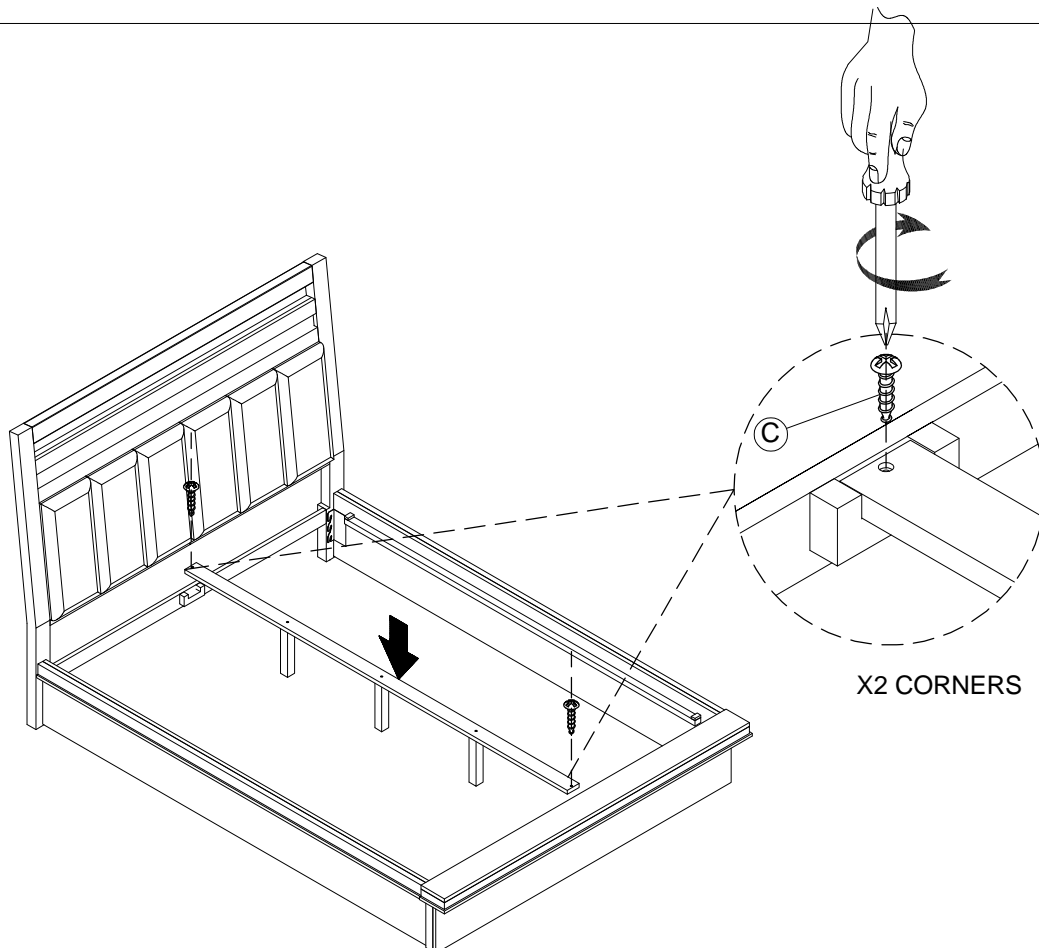
**PURE  
MODERN**

**2023-04-14**

### STEP 2



### STEP 3





Parker House  
FURNITURE

## Assembly Instruction

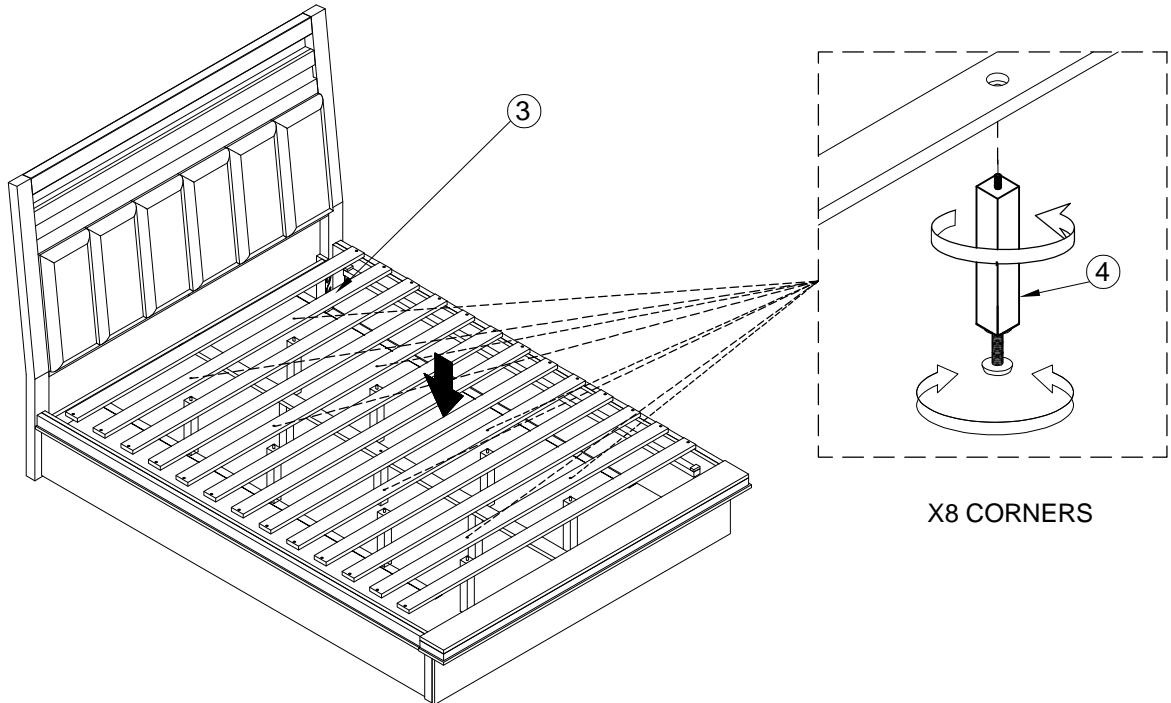
Item No:BPUR#1250HB/BPUR#1250FB/BPUR#125066R

Description :5/0 Hdbd Platform Upholstered  
Queen 5/0 Ftbd Low Profile & Slat Roll  
5/0-6/6 Rails Platform

PURE  
MODERN

2023-04-14

### STEP 4



### STEP 5

