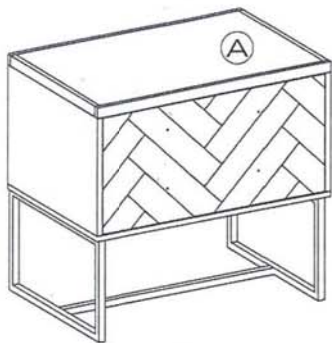


ASSEMBLY INSTRUCTIONS MOSAIC NIGHTSTAND



PARTS CHECK LIST


CODE	COMPONENTS	QTY
Ⓐ	BODY	x01

HARDWARE CHECK LIST

CODE	DESCRIPTION	QTY
------	-------------	-----

- PLEASE DO NOT DISCARD ANY OF THE PACKAGING UNTIL YOU HAVE CHECKED ALL THE PARTS AND THE PACKS OF HARDWARE.
- BEFORE YOU BEGIN TO ASSEMBLE YOUR NEW PIECE OF FURNITURE, PLEASE CHECK TO ENSURE THAT ALL PARTS HAVE BEEN SUPPLIED.
- FOLLOW INSTRUCTIONS CLOSELY AS DEVIATION FROM THEM MAY VOID YOUR WARRANTY AND PRESENT A POSSIBLE SAFETY RISK.
- IT IS RECOMMENDED THAT ASSEMBLY IS DONE ON A SOFT SURFACE LIKE CARPET TO AVOID ANY DAMAGE.
- PERIODICALLY CHECK AND RE-TIGHTEN ANY FASTENERS. WIPE DOWN ALL SURFACES WEEKLY WITH A CLEAN CLOTH. DO NOT CLEAN ANY SURFACES WITH HARSH ABRASIVES OR CHEMICALS.

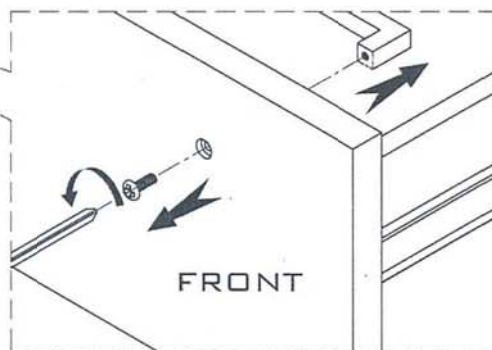
PHILLIPS HEAD SCREWDRIVER
TOOL NEEDED (NOT INCLUDED)



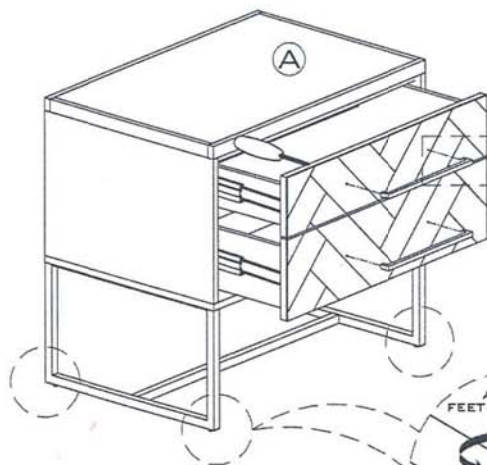
1.



(HANDLE INSIDE)



2.



ADJUST
FEET - LEVELERS

