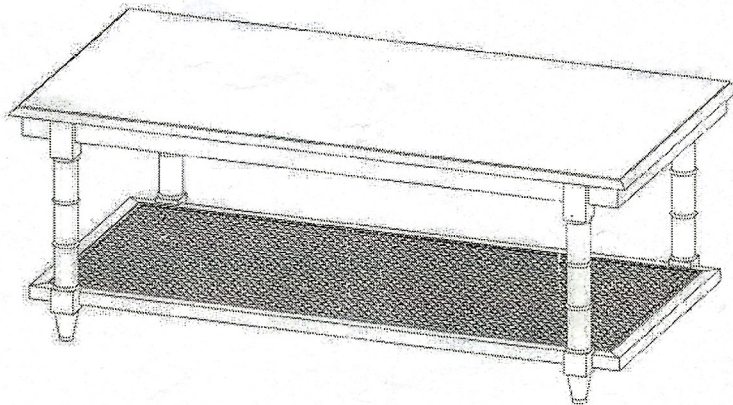


CAROLINA CHAIR & TABLE









Assembly Instructions


Item # CT4218 SH

Coffee Table



Thank you for purchasing a Carolina Chair & Table company product. This product has been designed for easy assembly and is constructed for durability. Please take the time to read and follow the assembly instructions carefully. If a part or hardware is missing or you have any difficulties in assembling this product, please contact us Toll Free 1-800-228-3876 or Email at support@carolinachairtable.com

NO.	PART	DESCRIPTION	Q'TY	NO.	PARTS	DESCRIPTION	Q'TY
A		Top	1PC	D		Allen Head Bolt Ø6x60	4PCS
				E		Allen Head Bolt Ø6x30	8PCS
B		Leg	4PC	F		SpringWasher Ø6	12PCS
				G		Flat Washer Ø16*T1.0	12PCS
C		Base	1PC	H		Allen Head Wrench 4MM	1PC



CAROLINA CHAIR & TABLE

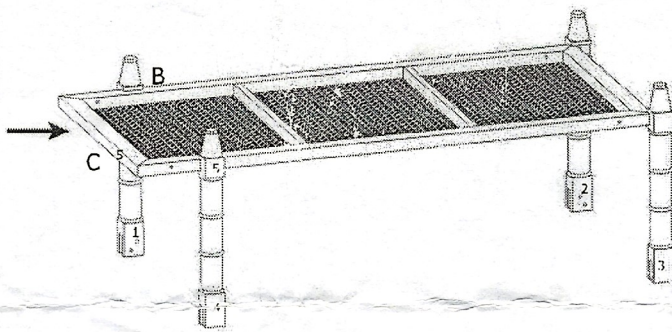
PLEASE NOTE:- DO NOT TIGHTEN SCREW COMPLETELY UNTIL PRODUCT IS FULLY ASSEMBLED. IMAGES ARE FOR REPRESENTATION PURPOSE ONLY

Assembly Instructions

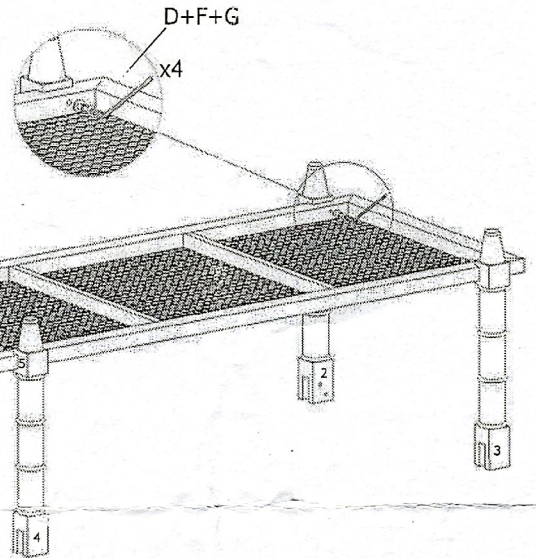
Item # CF4218 SH

Coffee Table

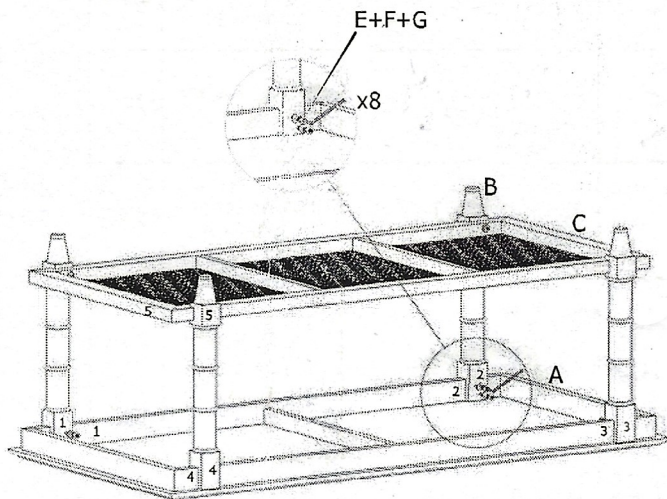
STEP 1



STEP 2



STEP 3



STEP 4

